HPAI and the Global Strategy

Implementation, monitoring, and the need for action in Africa



RSC13 of the GF-TADs for Africa · Abuja, Nigeria · 10–12 November 2026

Madhur Dhingra, Head of EMPRES-AH, FAO

Secretary, GFTADs ·

for the GF-TADs HPAI Working Group (FAO–WOAH)

FAO EMERGENCY PREVENTION SYSTEM FOR ANIMAL HEALTH

One hub connecting global signals to action

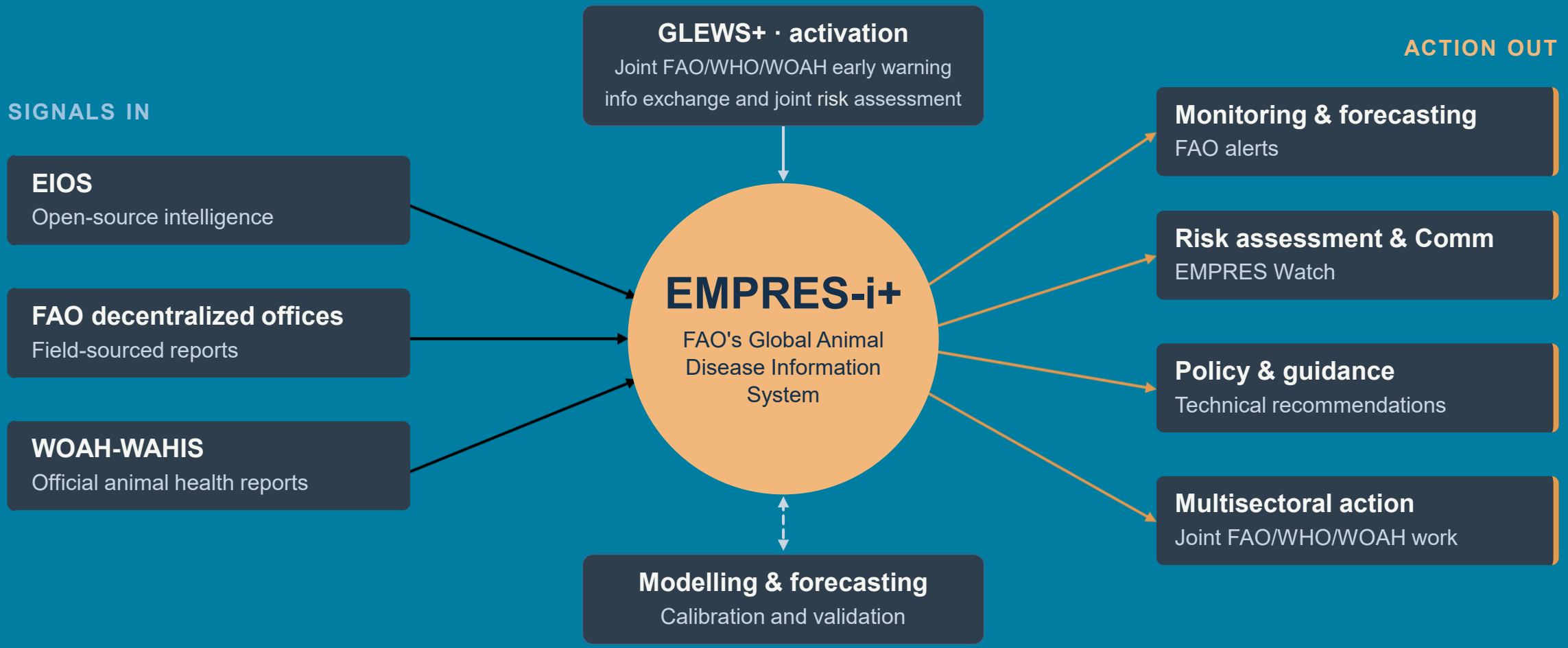

HPAI Global Situation: Where are we now? – 1 October 2025 to present

- **~10 000 HPAI events** in animals (birds/mammals)
- **>80 countries/territories** affected
- **Clade 2.3.4.4b** H5N1 HPAI virus is **predominant**
- Several clades circulating in Asia 2.3.2.1 and 2.3.4.4
- Introduction of H5 HPAI into **Oceania** since June 2026
- H9N2 human cases mainly reported in China

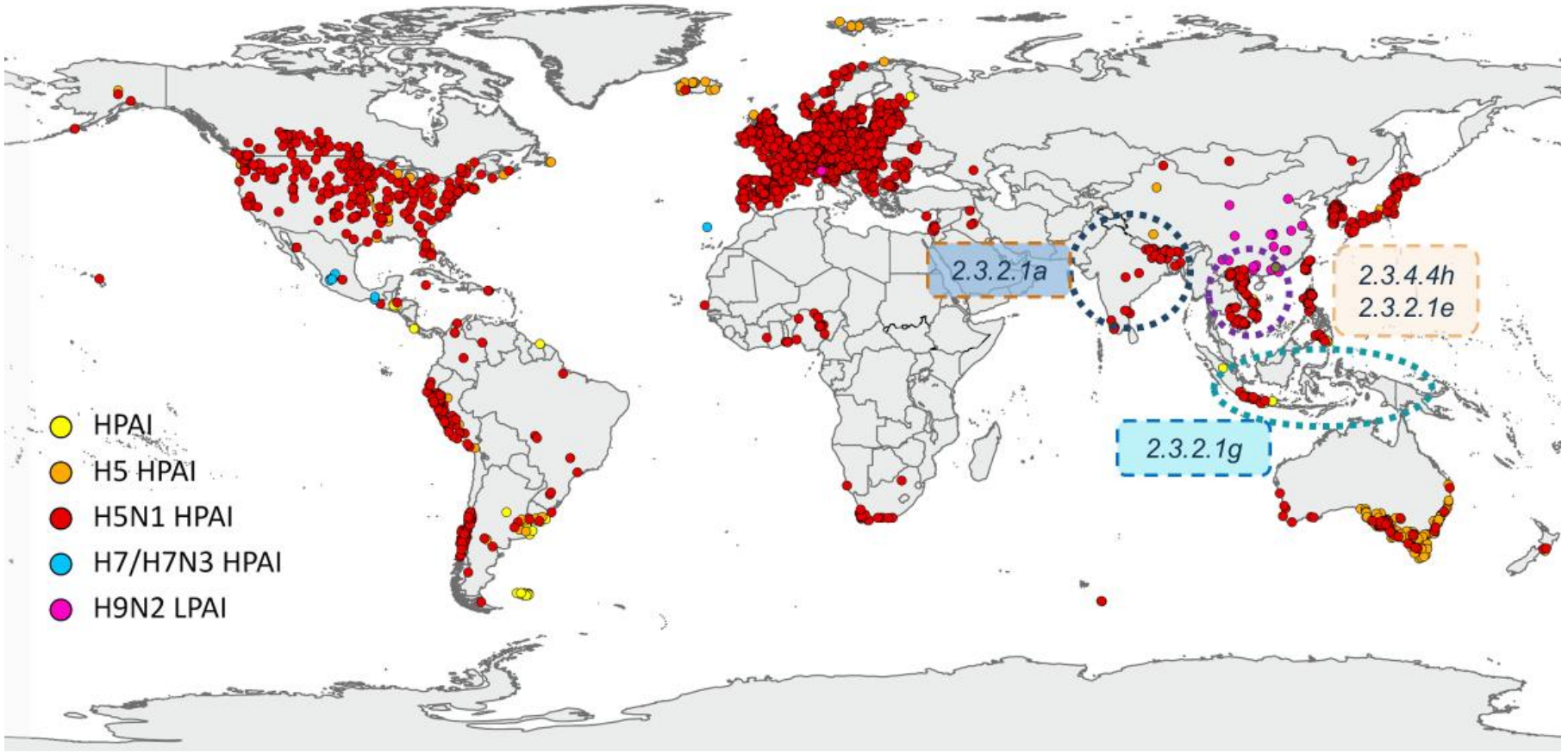

Disease data: EMPRES-i+

Multi-host ecology of H5N1 clade 2.3.4.4b – focus on wildlife

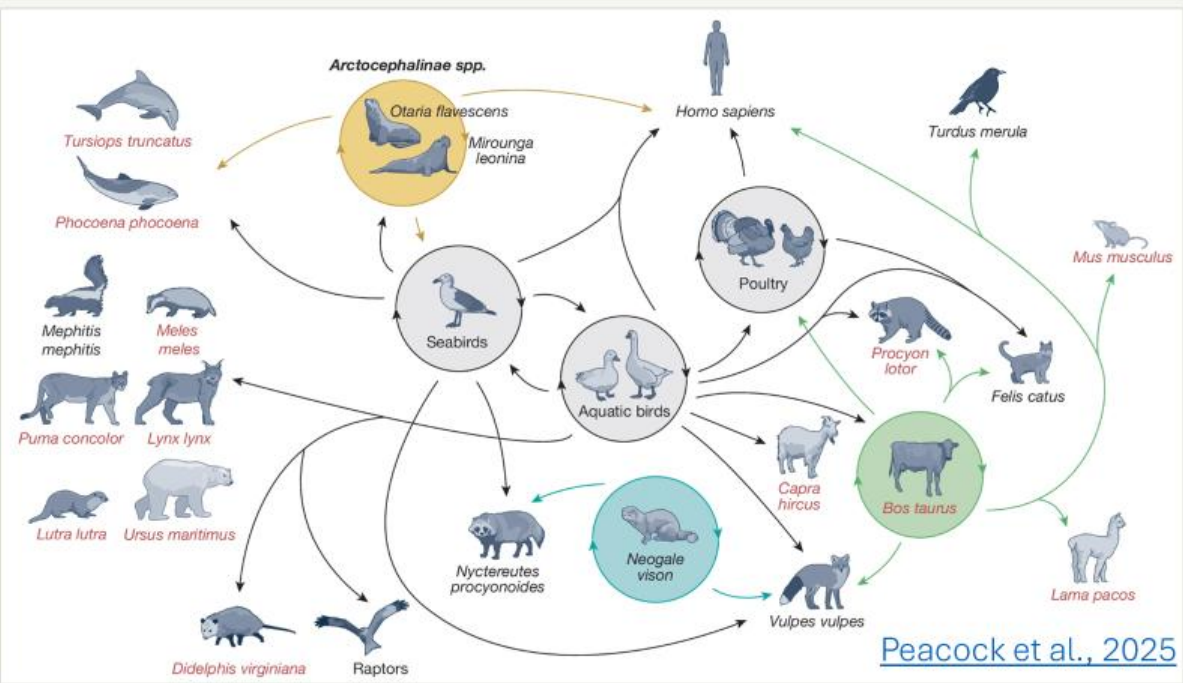

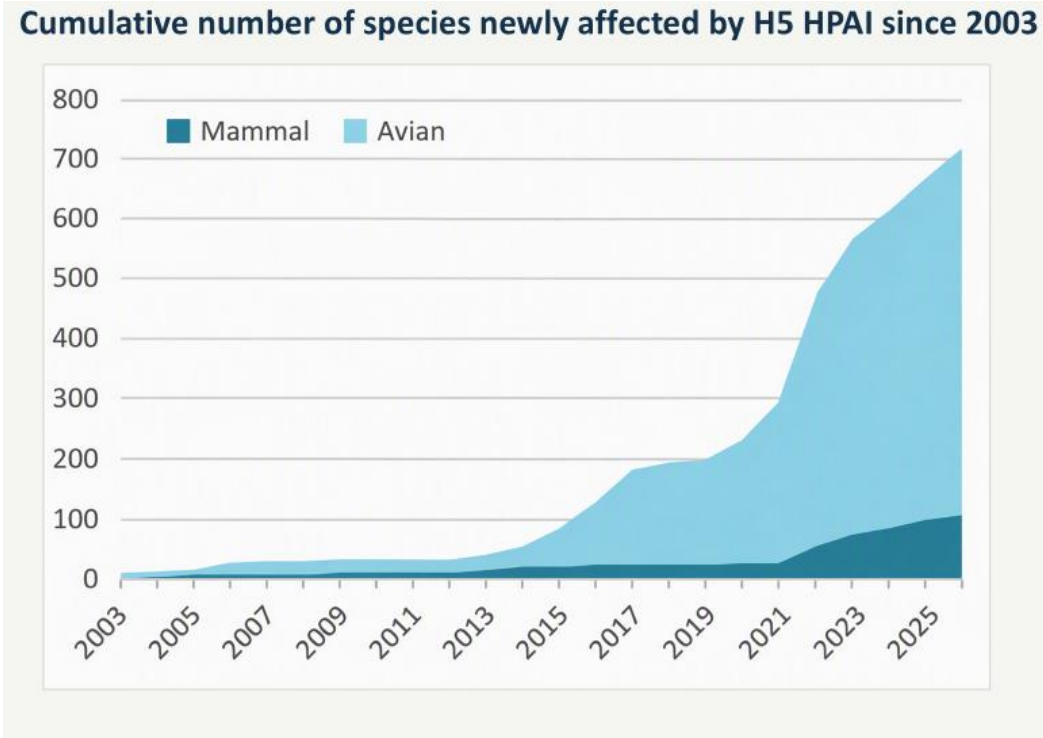

- **>440** wild bird species affected for the first time since 2020 (>500 since 2003)
- Spillover in **over 80 new mammalian species since 2020** (59 terrestrial and 24 marine species)
- Massive die-offs in wildlife (e.g., bird colonies; seals – 2022; sea lions, elephant seals – 2023)
- Mammal-to-mammal transmission indications in some outbreaks, on-going pandemic risk

FAO’s toolbox - early warning to rapid response

Early warning and surveillance

- Digital reporting with the Event Mobile App (EMA-i) and KoboCollect
- Risk-based surveillance in poultry, live-bird markets and wild birds
- National surveillance plans, SOPs and biosecurity guidelines
- Laboratory strengthening: PCR upgrades, reagents and proficiency testing
- Training, equipment and diagnostic supplies

Preparedness and response

- Contingency planning tested through simulation exercises
- Multisectoral One Health coordination
- Rapid field investigations in affected countries
- Laboratory supplies, PPE and support with sample shipment
- Emergency technical cooperation and Pandemic Fund projects



6

countries in proficiency testing for AI, Newcastle disease and rabies

10

countries trained on safe sample transport (IATA), Rwanda 2026

15

West African countries in the avian influenza strategy, 2026–31



Strengthening National Surveillance and Early Warning Systems

Goal → Early warning | Early detection | Monitor distribution | Evaluate interventions | Demonstrate freedom



Event Mobile Application (EMAi+)
Community-based surveillance
Risk-based surveillance design
Outbreak investigation

Basic and advanced epidemiological analysis
Rapid risk assessment
Joint risk assessment
Risk forecasting
Risk Monitoring tool



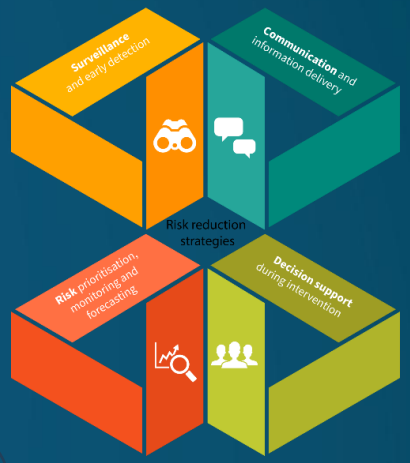

Collect | Collate | Analyse | Disseminate

Early Warning and Surveillance System → Action



National animal health information platform
Interoperability with other systems
(DHIS2, Afyadata, SILAB)

Surveillance Evaluation Tool (SET)
Framework for Early Warning of Animal Health Threats

In practice: the toolbox at work across Africa in 2026

Surveillance & early warning

19+ countries

with surveillance and reporting strengthened in 2026

- **Kenya:** poultry, live-bird-market & wild-bird surveillance; tabletop exercises
- **Zambia:** active surveillance — 300 cloacal swabs (Aug 2026)
- **Madagascar:** integrated zoonoses surveillance, 2 regions (Oct 2026–Mar 2027)
- **Nigeria:** HPAI training across 7 states; farmer biosecurity next. TCPe for AI emergency on going
- **15 Countries:** HPAI situation analysis and risk assessment conducted

Laboratory & diagnostics

7 labs

renovation planned in Ghana under the Pandemic Fund

- **Proficiency testing** in 6 countries (AI, Newcastle, rabies) — IZSVe
- **The Gambia:** lab upgraded for PCR; rapid test kits deployed
- **Rwanda:** IATA transport training for 10 countries (Sept 2026)
- **Burundi:** SOPs for safe sample handling; AI primers delivered

Preparedness, response & strategy

15 countries

in the validated West Africa AI strategy (2026–31)

- **West Africa strategy** validated (Bissau) & endorsed (Lomé, 8 Oct 2026)
- **Togo:** early detection via Pandemic Fund (PREPRUS) support
- **Guinea, Ghana & Côte d'Ivoire:** field investigations & biosecurity assessments
- **Senegal & Tanzania:** Farmer Field Schools (182 farmers graduated)

Tailored solutions to support HPAI prevention through the PMP-TAB

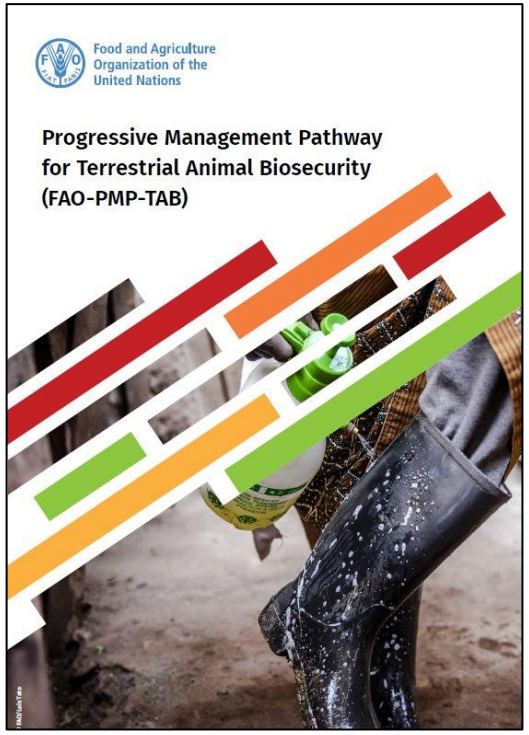

Co-creation and piloting of solutions

Pilot countries



Guinea



Ghana

- Sensitization campaign in 10 schools in high-risk areas
- Participatory video to empower field voices
- Practical checklists with indicators co-designed
- Community building for peer-learning and experience sharing





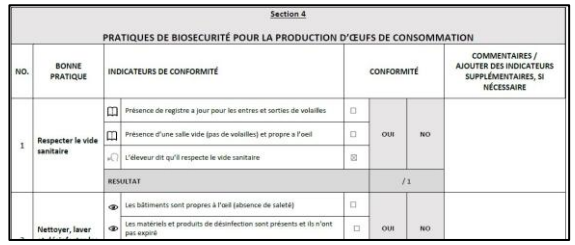

Section 4

PRATIQUES DE BIOSECURITÉ POUR LA PRODUCTION D'ŒUFS DE CONSOMMATION

NO.	BONNE PRATIQUE	INDICATEURS DE CONFORMITÉ	CONFORMITÉ		COMMENTAIRES / AJOUTER DES INDICATEURS SUPPLÉMENTAIRES, SI NÉCESSAIRE
1	Respecter le vide sanitaire	Présence de registre à jour pour les entrés et sorties de volailles	☐		
		Présence d'une salle vide (pas de volailles) et propre a l'oeil	☐	OUI / NO	
		L'éleveur dit qu'il respecte le vide sanitaire	☒		
		RESULTAT	/ 1		
	Nettoyer, laver	Les bâtiments sont propres à l'oeil (absence de saleté)	☐		
		Les matériels et produits de désinfection sont présents et ils n'ont pas expiré	☐	OUI / NO	



7 000+ people trained through FAO's avian influenza courses

STEP 1 · START

Introduction to avian influenza

Self-paced

Languages: English, Portuguese, Spanish

STEP 2 · PREPARE

Avian influenza preparedness

Tutored

Languages: Arabic, English, French, Portuguese, Russian, Spanish, Ukrainian

STEP 3 · PROTECT

Vaccine stewardship in HPAI prevention and control

Tutored + webinars on HPAI vaccination

Languages: English

7 000+

people completed the courses since March 2022

7

languages across the three courses



Explore the FAO Virtual Learning Centers (VLC) courses

Risk forecasting: Avian Influenza Decision Support Tool (AI DST)

Predicting wild–domestic bird interfaces at risk of avian influenza spillover

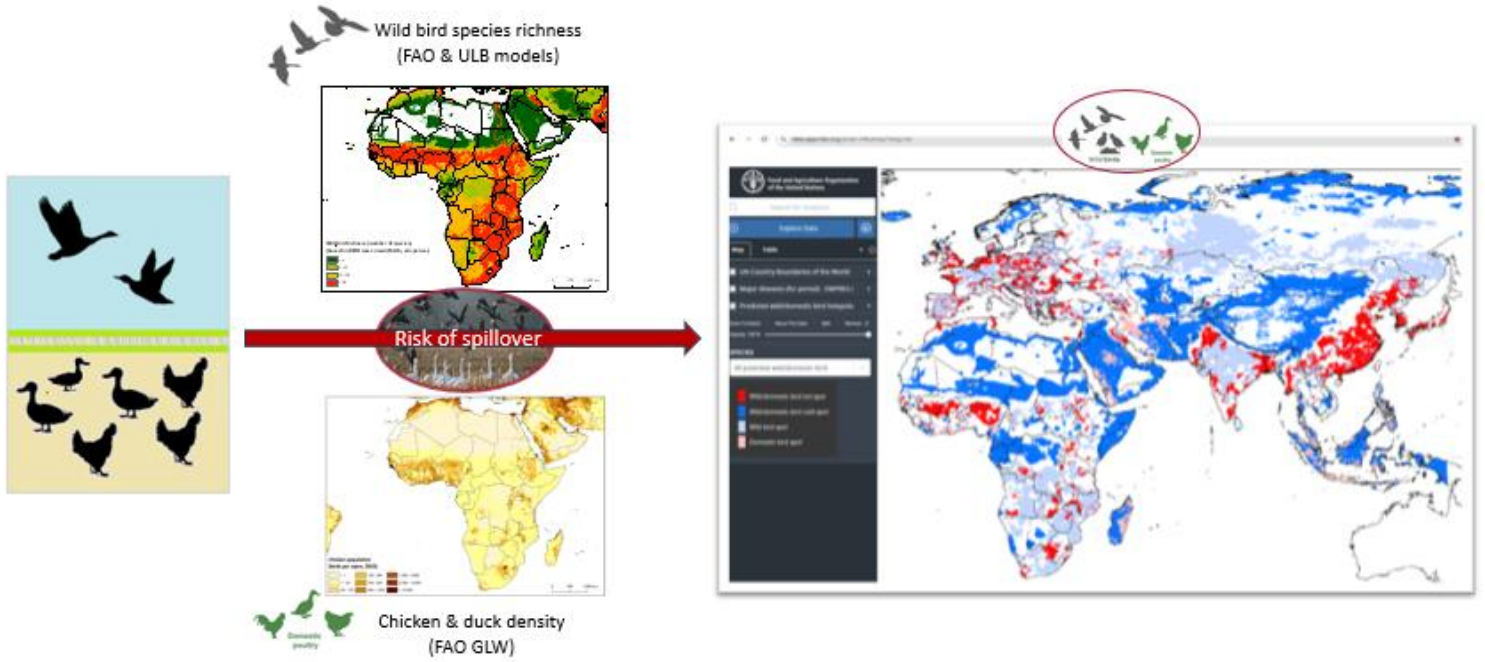

Modelling approach

- Wild bird species richness & seasonality
- Poultry density (FAO GLW)
- 408 bird species modelled
- HPAI prevalence weighting
- Machine learning (Random Forest)

Coverage & results

- Global: Asia, Africa, Europe & Latin America
- Identified previously unrecognised high-risk interfaces
- Developed 2023; expanding to real-time dynamic predictions & One Health capacity building
- Current focus: Animal Mobility Intelligence and cost of inaction [Elevate project]

72
Hotspot / interface maps across 4 continents

408
Wild bird species modelled

3
Countries with field validation: Ghana, Guinea & Nigeria

AI DST
(global, public version)
coming soon

AI DST
(country-specific, protected)
Ghana, Guinea, Nigeria

Targeted support closes the gaps in lab supplies, skills and diagnostics

Lab items availability

- Equipment and reagents, including long-term procurement agreements
- Reagent stock monitoring in the SILAB LIMS
- Emergency Procurement (field and lab items) to priority countries during outbreaks

Workforce development

- Training curriculum online and on-site, at regional (training of trainers) and national levels
- Bioinformatics training
- Mentorship, remote assistance and yearly international proficiency testing
- Regional laboratory collaboration

Technical assistance

- Diagnostic algorithms and protocols for core tests
- Confirmatory testing and sequencing via WOAH/FAO reference labs/centers
- genomic intelligence, monitor viral evolution
- Troubleshooting missions, sampling guidelines and SILAB LIMS for sample tracking





Result: improved diagnostic capacity

Renovated central and regional veterinary laboratories in Africa, equipped with PCR machines, ELISA readers , Biosafety Cabinets class II, etc., and supplied with reagents , PPE and field sampling kits.

Moving forward: new technologies from the laboratory to the field

In the laboratory

- **New assays:** a lyophilized qRT-PCR reagent for avian influenza and rabies
- Sustainable energy practices
- **Bioinformatics:** IT for NGS and phylogenetics, regional programmes, e-learning
- Data sharing in line with the Nagoya Protocol

In the field: rapid detection and diagnosis

- **Non-traditional sampling:** environmental, water and air
- **Field diagnostics:** portable PCR, new platforms and rapid sequencing (MinION)





NEW STUDY · JOURNAL OF CLINICAL MICROBIOLOGY

Validation and multi-site deployment of a lyophilized qRT-PCR reagent for the molecular diagnosis of avian influenza and rabies in Sub-Saharan African regions

Drzewnioková P, Brian I, Mancin M, et al.

New: FAO's avian influenza dashboard brings data together

Where is poultry production most exposed?

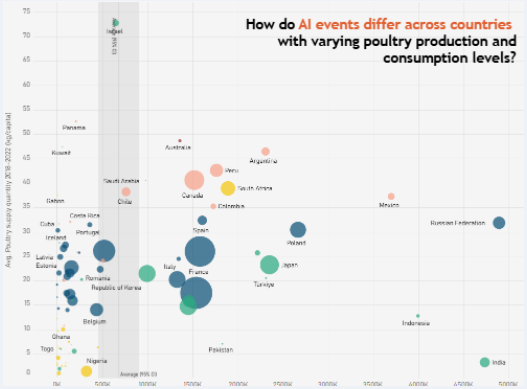

Poultry production, consumption and reported events by country

When do outbreaks peak?

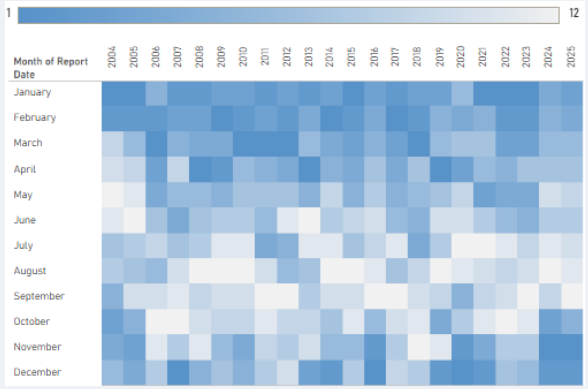

Seasonal patterns in the Northern and Southern Hemispheres

Who vaccinates, and against what?

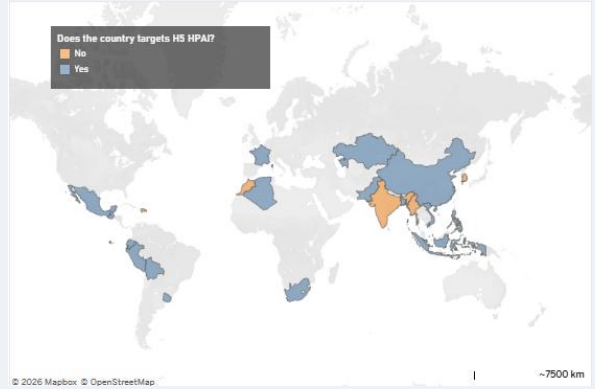

Countries vaccinating, target subtypes and vaccine types

SEVEN VIEWS IN ONE PLACE

- Overview of outbreaks
- Re-emergence of H5N1
- Global poultry risks
- Seasonality
- Public health risks
- Vaccine knowledge
- Build your own map

Explore the data

Free and public, built on FAO EMPRES-i and other open sources

OFFLU – Collaboration on global information sharing and pandemic preparedness

WHO Vaccine Composition Meeting (VCM)

- Every 6 months (seasonal and zoonotic influenza)

OFFLU contributes to the recommendations on candidate vaccine viruses (CVVs) for zoonotic influenza

OFFLU data package

- Epidemiology of currently circulating AI viruses
- Evaluation of genetic changes of significance
- Antigenic properties of viruses quantitatively assessed

Outputs

- WHO and OFFLU VCM zoonotic report
- Updates to CVVs

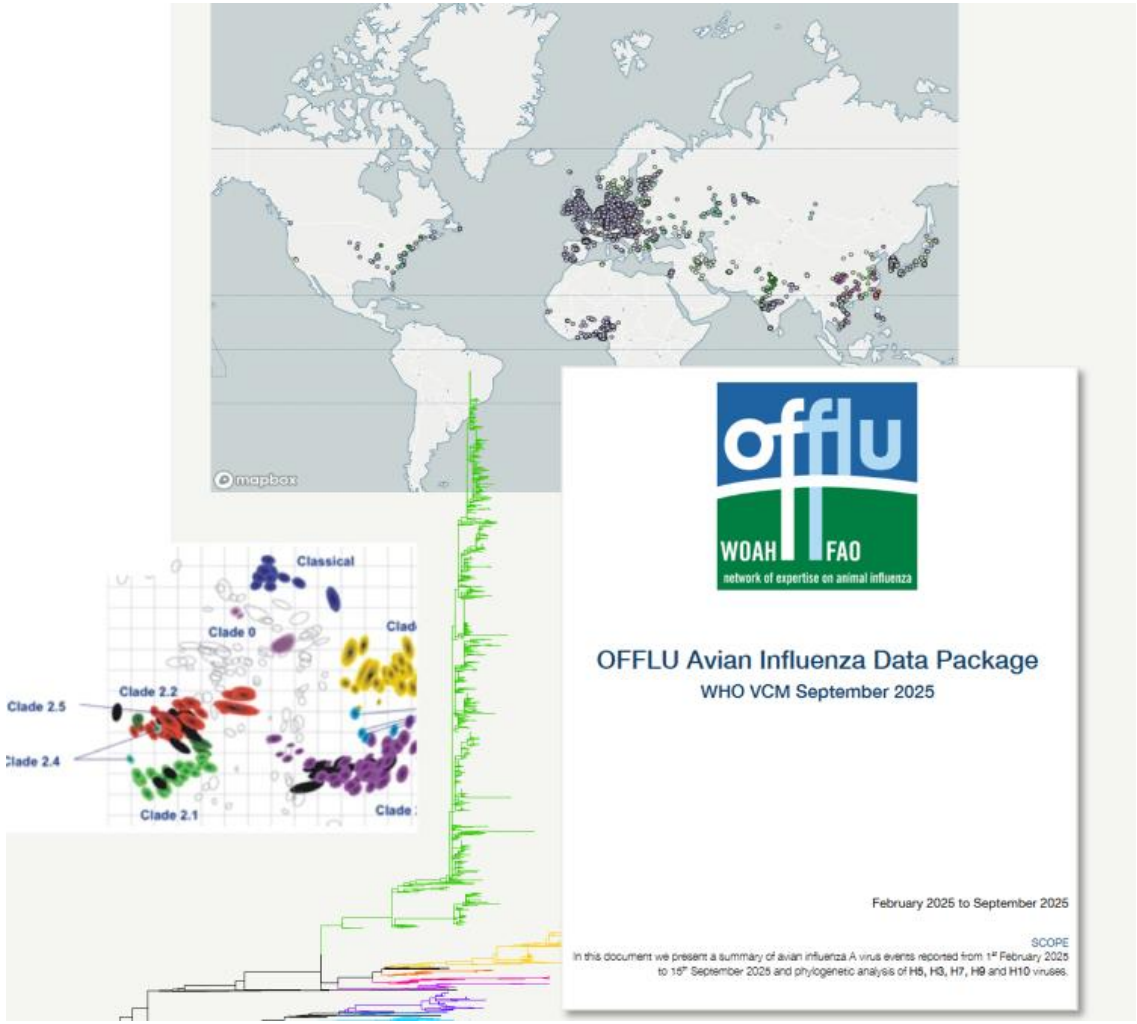

Vaccines are in use. Do they still match today's viruses?

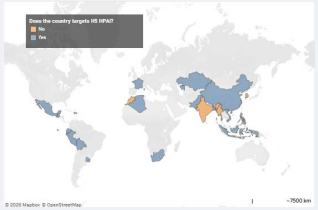

WHERE VACCINES ARE USED

FAO dashboard: Vaccine knowledge

Countries vaccinating, target subtypes, strategies and vaccine types



HOW WELL THEY MATCH

OFFLU Avian Influenza Matching (AIM)

How well current H5 vaccines match circulating viruses

WHAT VACCINES MUST KEEP UP WITH: H5 CLADES IN CIRCULATION

2.3.4.4b

Dominant worldwide; reached Australia and New Zealand in 2026

2.3.2.1a

Endemic in South Asia since 2010

2.3.2.1c/e

Cambodia, Lao PDR, Viet Nam; new reassortant with 2.3.4.4b genes

2.3.2.1g

Indonesia since 2012

HOW AIM WORKS

1. **Reference strains**
   Global H5 vaccine seed strains; antigens and antisera
2. **Circulating strains**
   Recent viruses, including isolates and sequences from your lab
3. **Serological testing**
   Partner labs test new strains against the references
4. **Results shared**
   Webinars and technical reports via OFFLU

NEW FROM OFFLU

Statement: incursion of HPAI H5 into Australia and New Zealand

offlu.org
secretariat@offlu.org

2026: One Health partnerships on avian influenza step up



NEW · LAUNCHED SEPTEMBER 2026

Global framework to accelerate action on avian influenza

Coordination, advocacy and resource mobilization under One Health

FAO | WHO | WOAH | CMS

HOW YOU CONTRIBUTE

Share data: isolates, sequences, surveillance results
Be active: OFFLU, regional lab networks, proficiency testing
Use the tools: dashboard, AIM reports, risk assessments

2026 MILESTONES

May
Joint FAO/WHO/WOAH risk assessment: public risk low

June
WHO lab working groups on PCR, NGS, antivirals, with FAO and OFFLU

July
Joint Declaration on One Health in the Americas

August
VETLAB meeting with African and Asian lab directors (FAO/IAEA)

September
Framework launch; Global Conference on One Health in Agrifood Systems

OFFLU
FAO · WOAH
Vaccine matching and virus characterisation

GF-TADs
FAO · WOAH
Governs the Global Strategy for HPAI, 2024–2033

Joint risk assessments
FAO · WHO · WOAH
Your surveillance data informs public health risk

Task Force on AI and Wild Birds
FAO · UNEP/CMS
Surveillance at the wildlife–poultry interface

Shared goals and commitments: now we must measure progress

1 · THE GOAL

HPAI Global Strategy

2024–2033 · FAO–WOAH (GF-TADs)



PREVENT

PROTECT

TRANSFORM

Through One Health, public–private partnerships and long-term change

2 · THE COMMITMENT

Iguaçu Statement

FAO Global Dialogue on HPAI, Foz do Iguaçu, Brazil, September 2025

Governments, international organizations, science, civil society and the private sector commit to collective action.

Recommendations include:

- Incentives to report outbreaks
- Decentralized laboratory networks
- Early sharing of surveillance data

3 · THE QUESTION

How will we know it's working?

A new M&E framework from the GF-TADs Working Group on Avian Influenza (FAO–WOAH)

14 indicators across Prevent, Protect and Transform

First step: is the data ready?

2024
Strategy period begins

Sept 2025
Iguaçu Statement

2026
M&E framework drafted

2033
Strategy horizon

Monitoring the strategy — the M&E framework

Headline indicators by objective, and their data readiness

Data readiness: Ready · Partial · Gap

Objective 1 · Prevent

Timeliness: detection → reporting & resolution (WAHIS)	Partial
On-time reporting to WOAH (Output 1.1)	Partial
Lab & sequencing capacity (Output 1.2)	Ready
One Health collaboration events (Output 1.3)	Partial

Objective 2 · Protect

Human A(H5N1) cases reported to WHO	Ready
Wild-bird surveillance & cases (WOAH/FAO)	Partial
Birds / poultry culled to control spread	Ready
RMA developed & promoted (Output 2.1)	Gap
Vaccination-stewardship guidance (Output 2.2)	Ready
Safe-trade knowledge products (Output 2.3)	Ready

Objective 3 · Transform

Incidence of HPAI outbreaks	Ready
Knowledge-sharing events (Output 3.2)	Partial
PVS evaluations & follow-up (Output 3.3)	Ready
Innovative-surveillance guidance (Output 3.4)	Partial

How we'll track it

- Built on existing systems — WAHIS · EMPRES-i · PVS · OFFLU
- Outcomes, not just activities
- Baselines & targets assessed year over year

Readiness today: 7 ready · 6 in progress · 1 to develop

Ratings are indicative of current data readiness — the near-term workplan is to close the gaps and set baselines.

Thank you

GF-TADs HPAI Working Group · FAO – WOAH

