GF-TADs

GLOBAL FRAMEWORK FOR THE PROGRESSIVE CONTROL OF TRANSBOUNDARY ANIMAL DISEASES

Africa

Food and Agriculture Organization of the United Nations

World Organisation for Animal Health
Founded as OIE

African Union

13th meeting of the Regional Steering Committee (RSC 13) of the GF-TADs for Africa

Abuja, 10th - 12th November 2026

RSC 13

Title: *Rift Valley Fever: The Gambia's situation*

Country: The Gambia

Presenter Name: Dr. Abdou Ceesay (Delegate)

RSC 13

Presentation outline

- *History of RVF outbreaks*
- *susceptible Species and demographics*
- *Current RVF epidemiological situation*
- *Animal mobility patterns*
- *Most recent outlook of RVF in the country*
- *Measures / activities implemented*
- *Recent research works on RVF*
- *Gaps and needs*
- *Recommendations*

RSC 13

History of RVF outbreaks

- Rift valley fever is of national/economic importance because of its zoonotic nature (A priority zoonosis for The Gambia)
- It also has an effect on household food security and poverty reduction strategy of the country (contributes close to 6% to the national GDP and about 20% to the Agricultural GDP)
- **Rift Valley Fever (RVF) was first reported in 2002 and 2003** (LRR, CRR and URR).
- Two fatal human cases were reported in CRR/S.
- A pilot survey was initiated and funded by GTZ in 20
- Samples were sent to L' NERV Dakar
- A RVF project funded by IAEA started in November 2(



RSC 13

History of RVF outbreaks *contd.*

2018 outbreak: *humans*

- On 3 January 2018, the Ministry of Health of Senegal notified WHO of a case of Rift Valley Fever (RVF) in a 52 year old Korean man, a resident of the Gambia, that was reported from a hospital in Dakar. The patient was admitted on December 20, 2017 at BAFROW clinics Serekunda, The Gambia and transferred to FANN hospital Dakar using the Ambulance services of Afrimed Gambia where he died on December 31.

2025 outbreak : *cattle NBR*

RSC 13

Susceptible Species and demographics

- Cattle
- Sheep
- Goat

- Historically: CRR and URR considered high risk regions

- Transhumance is a key phenomenon; mainly in CRR and URR

- High density of animals in CRR and URR

RSC 13

Animal mobility patterns

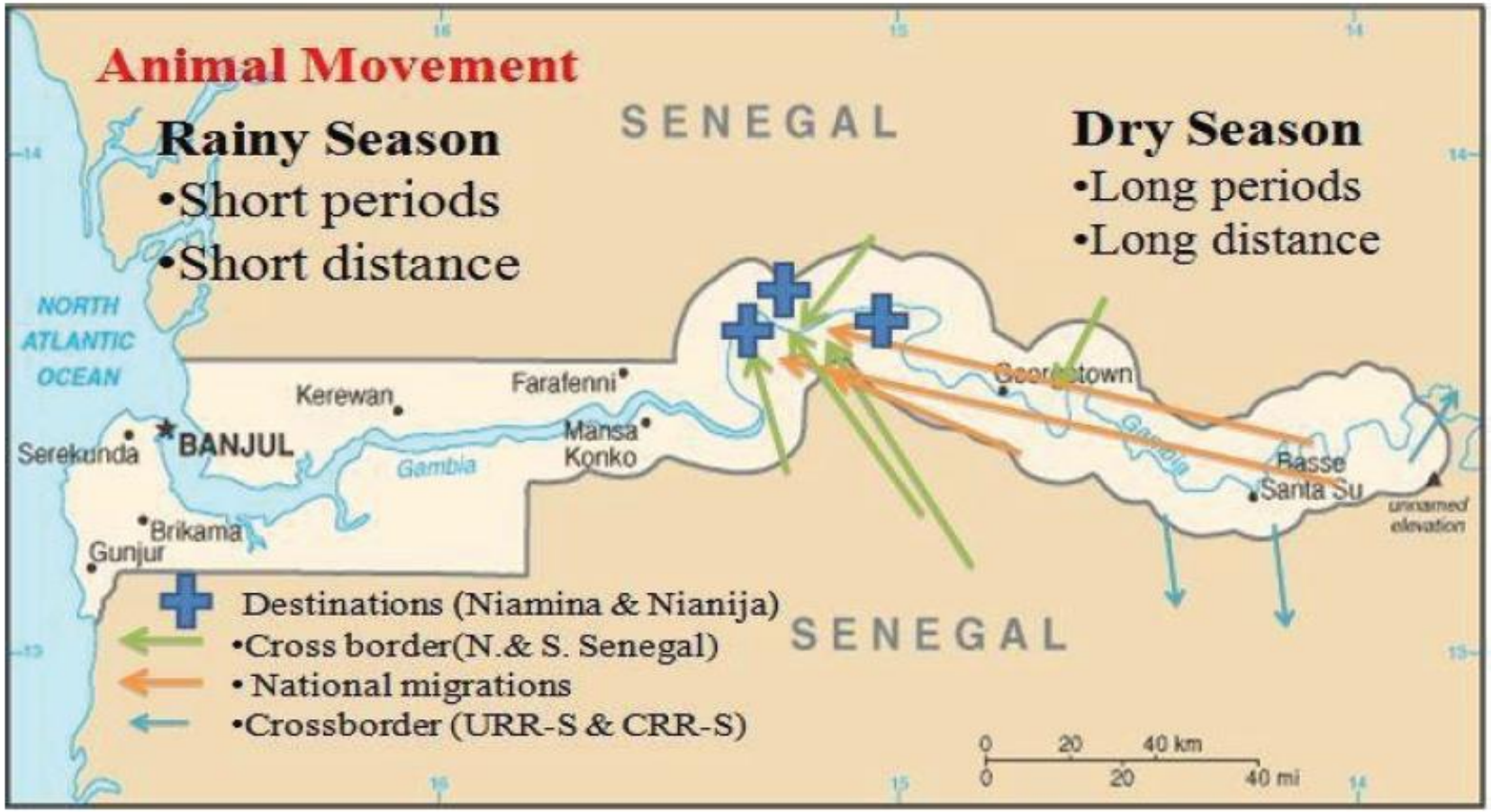

Movement patterns of cattle and small ruminants

RSC 13

Most recent outlook of RVF

- **Outbreak October 2025**
- 4 cases (*Reported 21/10/2025*)
- Confirmed : 28/10/2025
- 4 females aborted (flock size of 44)
- Blood samples sent to CVL
- Areas: North bank region (***Chissay Majaw,***
- ***Jokadu district***)
- Seasonality: end of Rainy season
- Hosts: cattle
- Morbidity/Mortalities: 0
- Data sources: EMA-I

RSC 13

Most recent outlook of RVF *contd.*

- Recent sero-motoring (2025) of RVF in cattle indicated 25% seropositivity for all the 6 agricultural regions
  - February 2025
  - 359 samples were tested
  - 91 were positive, representing a seroprevalence of 25.25%.
  - On October 17, 2025, the Regional Health Directorate Team in NBR/E received a voice note from counterparts at Kerr Ayub Clinic in Senegal regarding a suspected case of Rift Valley Fever. The patient presented to the clinic on October 11, 2025, with symptoms including headache, general body pain, joint pain, and fever. The patient is a 40-year-old Mauritanian national residing in Kerr Ali village, The Gambia.

RSC 13

Measures/activities implemented

- Movement control : livestock movement permit
- Strengthen biosecurity
- Development of case definition manuals for the field staff (which includes RVF)
- Joint coordination and preparedness meetings with relevant One Health stakeholders
- Joint resource mobilization to donor partners for case management and surveillance
- Awareness creation

RSC 13

- Conduct of a joint One Health assessment in November 2025 (following an outbreak in Senegal) – Supported by FAO (**FAO TCP/SFW/4009**)
  - MoH, DLS, NDMA and FAO
  - Points of Entry and Livestock markets, Health facilities & vet stations, Abattoirs

- Capacity building and surveillance strengthening

  36 Veterinary staff and laboratory technicians trained:
  - RVF clinical diagnosis and identification.
  - Biosafety-compliant sample collection and handling.
  - Epidemiological surveillance and early detection.
  - Digital disease reporting using the EMA-i+ tool.
  - Preparedness and response to priority zoonoses





RSC 13

- Two senior staff of the Veterinary services participated in a training on RVF decision support tool (**FAO TCP/SFW/4009**)
  - To strengthen technical capacity in the application of the RVF Decision Support Tool to support risk assessment, early warning, preparedness, and evidence-based decision-making for RVF prevention and control.
- Central Veterinary lab supplied with diagnostic materials and disease outbreak response materials: diagnostic ELISA test kits, vaccine carriers, solar frodges etc. (**FAO TCP/SFW/4009**)

RSC 13

- Ntionwide awareness campaign conducted in October 2026 (**FAO TCP/SFW/4009**)
  - RVF transmission and clinical signs.
  - Early identification and reporting of suspected cases.
  - Prevention and control measures.
  - Safe livestock handling practices.
  - Community participation in disease surveillance

RSC 13

Recent research works

- Research at the Medical Research Council at LSHTM (Jarra et al.) – Epidemiology of RVF in The Gambia (A PhD Thesis)

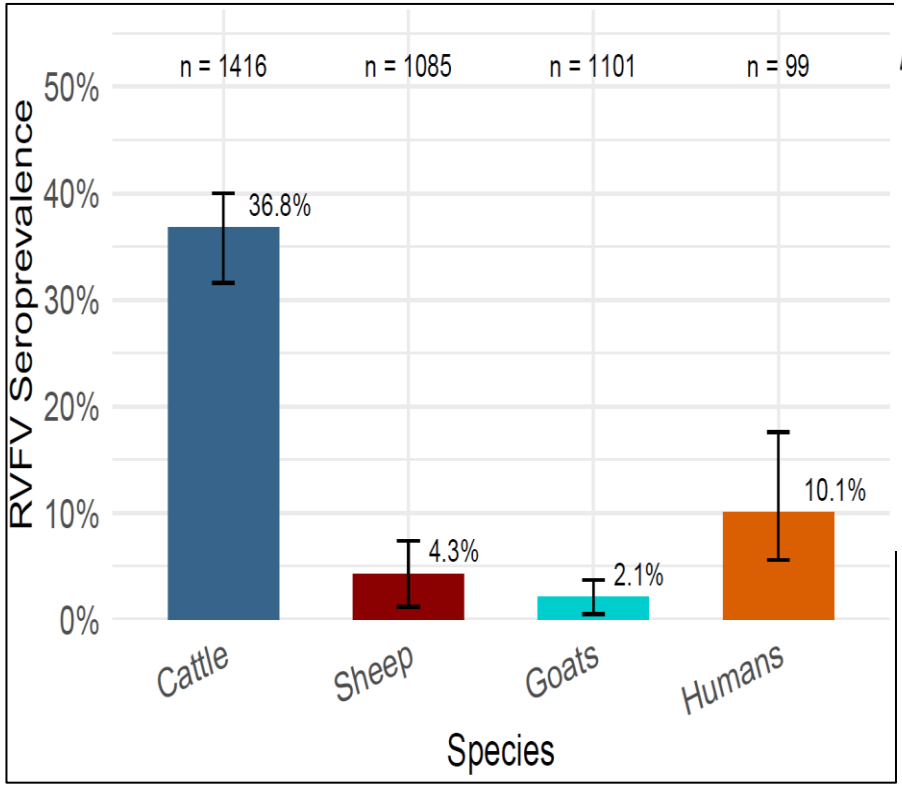

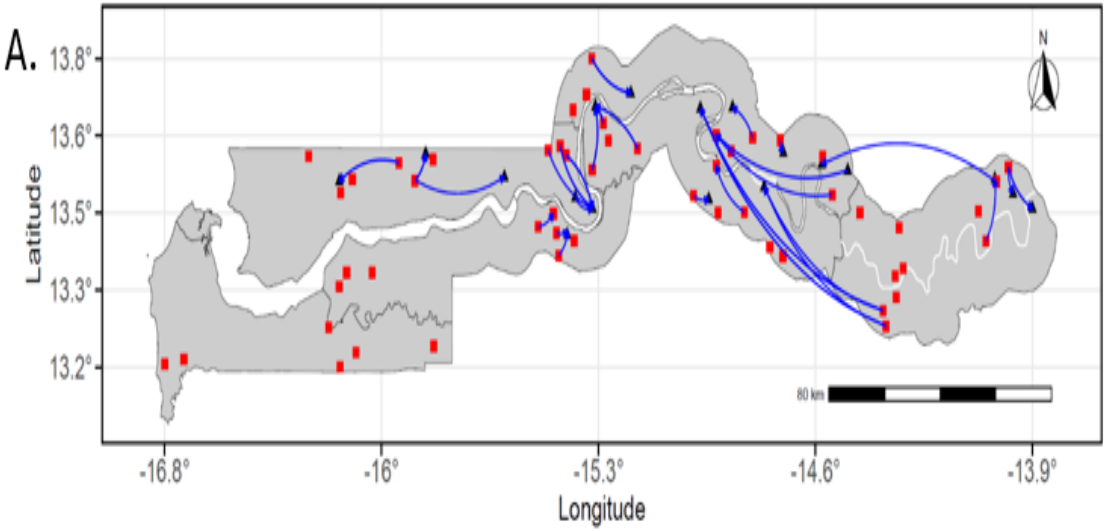

RSC 13

- Research at MRC (RVF Epidemiology and Modelling to Inform vaccine efficacy Trials)

- WALIC in partnership with USDA (GPAZDS): Epidemiology of RVF and RVF virus characterization among ruminants in The Gambia:
  - To identify circulating mosquito species at selected sampling site
  - Conduct phylogenic analysis of RVF virus strains isolated from ruminant animals and mosquitoes

RSC 13

Gaps and Needs

- **Technical:**
- inadequate veterinarians,
- inadequate trained livestock assistants for effective diagnosis.
- **Operations**: PPEs
- **Logistics:** inadequate mobility for timely response to outbreaks, Lack of vaccines, insecticides
- **HR**: inadequate veterinarians and paravets
- **Governance**: limited government funding
- **Coordination**: inadequate OH coordination
- **Financing**: limited budgetary allocation for disease control activities

RSC 13

Recommendations

- ✓ Continue to engage communities by conducting risk communication campaigns targetting high risk groups: herders, abattoir workers
- ✓ Continuous capacity building of veterinarians, para-veterinarians as well as CAHWs for timely detection, reporting and response.
- ✓ Support for the development of up-to-date and multi-sectoral RVF contingency plans
- ✓ Vaccines to be provided for the conduct of vaccination campaigns
- ✓ Support Strengthen surveillance at points of entry (mobility to be enhanced)
- ✓ Continuous facilitation of Regional networks and platforms for data sharing, coordinated surveillance and harmonized trade policies across borders.
- ✓ Continuous support for long-term, systemic improvement, including operationalization of OH platforms
- ✓ Support to enhance Vector control capacity

RSC
13

Thank you for listening

???

????

???

Thank you for listening

???

????

???

GF-TADs

GLOBAL FRAMEWORK FOR THE PROGRESSIVE CONTROL OF TRANSBOUNDARY ANIMAL DISEASES

Africa

Food and Agriculture Organization of the United Nations

World Organisation for Animal Health
Founded as OIE

African Union