

Briefing and Tips on Dog Handling During Vaccination

Incorporating Animal Welfare and Human Safety

*Presented by: Julie Corfmat, RVN, BSc (Hons), MSc
Director of Animal Welfare, Mission Rabies India*



World Organisation
for Animal Health
Founded as OIE



MISSION
RABIES



WVS



INDEX

Introduction

Selecting the right handling method

Pre-handling assessment

Catching and restraint

Catching aids

Ethical handling principles

Rabies Safety

Conclusion

Introduction





Selecting the Right Handling Method





Pre-Handling Assessment







Catching and Restraint










**MISSION
RABIES**









MISSION
RABIES













Catching Aids



**They can cause
pain and injury**

**They are extremely
stressful**

Easy to misuse

**They can damage
trust**



Catch poles are a high-risk tool

The problem is not really the pole itself it's the misuse, overuse and lack of training.


























Ethical Handling Principles




MISSION RABIE
vedanta




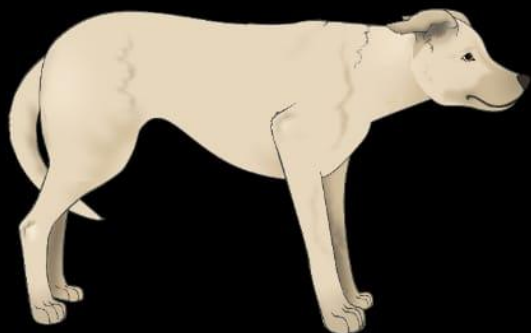
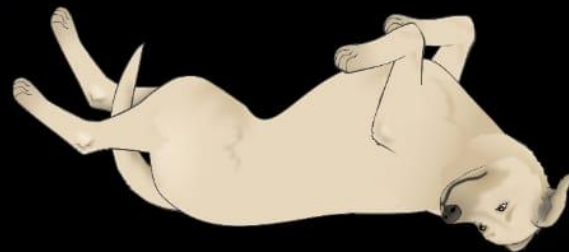

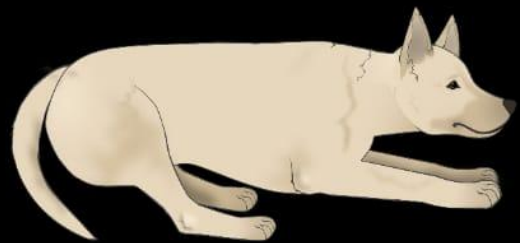
MISSION RABIE







WVS



WVS

THE 5 DOMAINS



NUTRITION

MENTAL STATE



ENVIRONMENT



**BEHAVIORAL
INTERACTIONS**



PHYSICAL HEALTH



OF ANIMAL WELFARE







MISSION
RABIES

MISSION
RABIES

**COMPASSIONATE
ANIMAL HANDLING**



Rabies Safety









Category 1

- touching or feeding animals, licks on in-tact skin
- **No PEP required**

Category 2

- nibbling of uncovered skin, minor scratches or abrasions without bleeding

Category 3

- single or multiple transdermal bites or scratches, contamination of broken skin or mucous membrane with saliva from licks

Post-exposure
prophylaxis for people
previously vaccinated:



Day 0

Day 3



Conclusion







Thank you!