

# **RADIO AWARENESS CAMPAIGN ON ZOOZOSES**

**PRODUCTION GUIDE  
2022**



Organisation mondiale  
de la santé animale  
Fondée en tant qu'OIE

**eboSURY**



CHILDREN'S RADIO  
FOUNDATION

# TABLE OF CONTENTS

<b>INTRODUCTION</b>	<b>05</b>
<b>HUMAN, ANIMAL AND ECOSYSTEM HEALTH INTERFACERADIO PRODUCTION GUIDE 1</b>	<b>27</b>
<b>ZOONOTIC DISEASES</b>	
Radio Production Guide 2	<b>43</b>
<b>PREVENTION IN THE BUSH</b>	
Radio Production Guide 3: Prevention of zoonotic diseases in the bush or forest	<b>59</b>
<b>PREVENTION IN THE COMMUNITY</b>	
Radio Production Guide 4: Prevention of zoonotic diseases in the community	<b>75</b>
<b>MONITORING AND MANAGEMENT OF ZOOZOSES</b>	
Radio Production Guide 5: Monitoring and management of zoonoses	<b>89</b>
<b>APPENDICES</b>	
I. Stakeholders in Guinea	<b>106</b>
II. Stakeholders in the DRC	<b>112</b>

## **PRODUCERS**

This guide has been produced by the World Organisation for Animal Health as part of its programme, the EBO-SURSY Project, and in partnership with the Children's Radio Foundation.


## **COPYRIGHT**

All World Organisation for Animal Health (WOAH) publications are protected by international copyright law.

extracts from this document may be copied, reproduced, translated, adapted or published in journals, documents, books, electronic media and any other medium intended for the public, for informational, educational or commercial purposes with prior written authorisation from the WOAH.

## **WARNING**

This publication has been produced with the financial support of the European Union. However, its contents are the sole responsibility of the World Organisation for Animal Health and do not necessarily reflect the opinions or views of the European Union.





Unsplash © Josh Durham

# INTRODUCTION

## 1. Introduction, context and the stakes

Zoonoses are diseases that are transmitted naturally from animals to humans. At least 75% of emerging infectious diseases that affect humans (including Ebola, HIV and influenza) have an animal origin. Disease outbreaks can often turn into devastating epidemics, which do not only have consequences for human health but also for animal health and biodiversity, in addition to their socio-economic impact.

To mitigate the health risks associated with disease outbreaks, people need to be more aware of the impact of human activity on their environment and their interactions with wild animals. Currently, the disruption of ecosystems by human activities creates the conditions for the emergence of zoonotic diseases by pushing wild animals out of their natural habitats. Nevertheless, wildlife is an invaluable part of healthy ecosystems: for example, bats are pollinators, seed dispersers and insect population regulators, and without them, ecosystems could collapse.

Given this interdependence between animals, humans and the environment, a multisectoral “One Health” approach is needed, from local to international level, in order to appropriately address the threats posed by zoonoses.

In West and Central Africa, rural and forest areas are at increased risk of zoonotic disease emergence because of increased interactions between human communities and wildlife due to the encroachment of human activities on natural ecosystems and the resulting structural changes.

The lack of epidemiological surveillance and the effects of climate change exacerbate these risks. This is evidenced by outbreaks of Ebola virus disease (EVD) or other outbreaks of viral haemorrhagic fevers (VHFs), such as Rift Valley fever and Lassa fever, which can emerge from a disruption of rainfall pattern.

The success of a “One Health” approach in communities located in remote areas relies on creating spaces for dialogue and information sharing on these topics, and radio has proven to be the most efficient and the most accessible way to do this.

To this end, the Children’s Radio Foundation, with support from the World Organisation for Animal Health (WOAH) through the EBO-SURSY Project, uses the radio to share information, start important conversations and build community understanding of the risks associated with zoonoses. It educates communities across Africa, starting with the Democratic Republic of Congo (DRC) and Guinea, to understand the complexities of zoonoses and how local people interact with wildlife by carrying out news reports and broadcasts about zoonotic diseases and intersectional issues through radio awareness campaigns.

A system for evaluating audiences and measuring the impact on behavioural indicators and knowledge accompanies the awareness campaign. An inclusive approach, addressing EVD and VHFs through the “One Health” approach, while linking it to other development indicators (economy, education, gender equality, etc.) is particularly important for local communities who already face multiple forms of marginalisation and also for the development of dynamic and inclusive campaigns.



WOAH © Sophie Muset

## 2. How to use this manual

This manual designed for radio professionals interested in the subject of zoonoses provides practical advice for producing awareness spots, programs and community dialogue events to raise awareness among local populations. The manual consists of two parts:


- Introductory chapters that identify good practices covering complicated and sensitive topics, such as zoonoses.
- Thematic guides that explore different aspects of the prevention of zoonotic diseases.

The guides provide key factual information about each theme to allow you to provide verified information to your audience, which you can refine according to your local context. Based on this information,

you can create radio formats such as radio spots, or even an entire program about the chosen subject. Guides can be read independently but contain imay reference each other.

Each production guide follows the following format:

- Information sheet - all the necessary information on the subject.
- Introduction
- Definitions
- Did you know?
- Resources
- Radio guide and formats - ideas and templates for creating spots and a radio show about the subject.



# 3. Acronyms and introduction of stakeholders

## 3.1 Acronyms and abbreviations

**CFO:** Community livestock officer

**CHW:** Community health worker

**NHSA:** National Health Security Agency

**CERFIG:** Centre for Research and Training in Infectiology in Guinea

**IREB:** Institute of Environmental Research in Bossou

**CIRAD:** French Agricultural Research Centre for International Development

**CRF:** Children's Radio Foundation

**FAO:** Food and Agriculture Organization of the United Nations

**FAO-ECTAD:** The FAO Emergency Center for Transboundary Animal Diseases

**CCF:** Crimean-Congo fever

**VHF:** Viral hemorrhagic fevers

**RVF:** Rift Valley fever

**INRB:** National Institute for Biomedical Research

**IRD:** French Institute of Research for Development

**MEPP:** Extended model of parallel processes

**MVE:** Ebola virus disease

**WOAH:** World Organisation for Animal Health

**WHO:** World Health Organization

**NGO:** Non-governmental organisation

**SBC:** Community-based surveillance

**HIV:** Human immunodeficiency virus



## 3.2 The main stakeholders involved in the management and surveillance of zoonoses (see annex for the detailed list)

Zoonoses are managed through a multisectoral and multidisciplinary approach (One Health approach) which brings together several organisations ranging from the international to the community level.

### 3.2.1 International level

As part of the "One Health" approach, the World Organisation for Animal Health (WOAH), the World Health Organization (WHO) and the Food and Agriculture Organization of the United Nations (FAO) collaborate to build global early warning and response systems for zoonotic diseases, including through the establishment of international animal health standards.

#### *World Organisation for Animal Health (WOAH)*

The WOAH is the intergovernmental organisation responsible for improving animal health worldwide. Founded in 1924, WOAH brings together 182 Members and supports governments in strengthening national Veterinary Services for the surveillance and management of animal diseases.

#### *World Health Organization (WHO)*

Established in 1948, the WHO aims to improve the prospects and future health of all people worldwide. It has 194 member states and has over 150 offices in six regions. It leads and coordinates the fight against all diseases worldwide.

#### *Food and Agriculture Organization of the United Nations (FAO)*

FAO is the United Nations' specialised agency that leads international efforts to end hunger. Its goal is to achieve food security for all and ensure regular and sufficient access to quality food, enabling all to lead healthy and active lives. With over 194 member countries, FAO works in more than 130 countries worldwide.

### 3.2.2 National and regional/provincial level

- Human health services: Ministry of Health.
- Animal health services: Ministry of Livestock/Animal Production.

- Environmental services: Ministry of Environment and Forest Protection.
- Homeland security services: Ministry of the Interior.
- Country offices of international organisations: WHO, WOA, FAO.
- One Health platform.
- Research institutes: institute, university or laboratory.
- NGO: National and international NGOs working in the field of human, animal or environmental health.
- Media: television, radio, press.

### 3.2.3 Community level

- Health centre and health post.
- Community health officer (CHW).
- Community livestock officer (CLO).
- Religious and traditional leaders.
- Municipal council.
- Hunters' Association.
- Restaurant Association.
- Butchers' Association.
- Bushmeat Traders/Sellers Association.
- Association of women/youth.

## 4. The roles of local media in the creation and transmission of information based on real scientific facts

### 4.1 The role of local/community media

Whether your media is commercial or not, as local radio, you have a mandate to inform and represent the community that lives in the area you cover and, if possible, to help it thrive. If you are a "community" radio station, this mandate is even more important: you exist for the community and speak for the community. When it comes to information about zoonotic diseases, that means helping your audience better understand, monitor, prevent and manage them.

## 4.2 Why the radio?

So, why the radio, why you? Because as a part of local media, you have considerable potential to “influence” inhabitants, due to the fact that community radios are the most “accepted” form of media in the community, especially in rural areas.

Globally, the radio is listened to by more than 90 percent of the population. In Africa, many radio stations attract more than a million listeners. Local radio stations have the advantage of being anchored in the community, listened to by many people and of diverse origins, dealing with the realities of local life in the local language, To summarise:

- *The radio is portable: the radio can follow you from place to place, wherever you are and whatever you are doing.*
- *The radio can get through to hard-to-reach people: it is the only form of media in many remote and isolated places. A radio set and batteries are also much cheaper than a television set or a newspaper. In addition, people increasingly listen to the radio on their telephones.*
- *The radio reflects the community: the radio reflects local concerns and realities in the local language, it helps initiate dialogue and is a relevant and appropriate source of information.*
- *The radio builds community: the radio is a great way to gather community data, ideas and feedback.*

## 4.3 Create and broadcast fact-based shows

As part of this project, you will produce spots, radio formats (see the production guides at the end of the manual for more details), or even entire programs on the subject of zoonotic diseases. Through these productions, you will provide vital information to the members of your community on a subject which they often do not have all the necessary information, or have false or distorted information.

WE ARE TALKING ABOUT:

- *Lack of information: when the person concerned does not have all the information necessary to understand a problem or make appropriate decisions to address the problem.*

- *Biased information: when the information produced favours a certain group or its ideas instead of exposing all opinions on a subject.*
- *Disinformation: when false information is deliberately created and disseminated to harm a person, social group or organisation. This is commonly referred to as “fake news”. Disinformation often leads to stigmatisation.*
- *Stigmatisation: a process that attaches to an individual or a group a “negative label” of stigma. The stigmatised are those who suffer social rejection because they have breached a law or a social norm.*
- *Misinformation: when false information is produced and disseminated, but not with the intention of harming.*

As a journalist, your role is essential in providing your audience true, verified and objective information. This guide will provide you with all the information you need to produce radio programs and spots that meet these criteria, such as in, the information sheets in the radio production guides. However, you will need to adapt this information to your local context and ensure that it is up-to-date. To do this, it is essential to rely on specialists in zoonotic diseases (scientific organisations such as research centres, Veterinary Services, the local organisation in charge of managing epidemics, health services, environmental services, local authorities).

## 5. Ethics and safety when covering sensitive and dangerous topics

### 5.1 Journalistic ethics

As a journalist with a social message, there are moral principles and standards that you must follow and observe. You are responsible for producing programs that are:

- *Fair: the media you produce must express different points of view,*
  - *eAccurate: The information you use is correct to the best of your knowledge.*
- This subject is extremely serious. It is essential that you double-check all your facts before going on air so that your audience is able to obtain accurate and useful information,

- *Respectful: you must be respectful towards people you interview (even if you disagree with them),*
- *Responsible: If you make a mistake, you must admit it and correct it.*

Ethical rules to follow during field reports and interviews:

- always check the facts. If in doubt about something, don't mention it,
- never get paid or pay anyone for anything (including through gifts),
- think about the consequences of your show before airing it. If you think it might harm someone, don't air it,
- always ask yourself: "Who benefits from this story?" Remember that you are producing shows/spots for your audience and the people in your community,
- note that epidemics and pandemics can be scary, but you are responsible for giving your audience the most accurate information without causing panic.

## 5.2 Confidentiality and consent

Confidentiality and consent are two closely related concepts. Obtaining consent involves obtaining permission from the person you are interviewing to broadcast their words. But some information may be sensitive or too personal to be broadcast and may therefore remain confidential.

- *The radio ensures the confidentiality*

Unlike other media, radio allows you to express yourself without being seen. Even if a voice can always be "recognised", the absence of an image provides a certain anonymity, and therefore protection for the person speaking. This can therefore allow "sensitive" testimonies to be broadcast without adverse impacts on the person(s) involved. There are tricks to further strengthen anonymity, such as using a pseudonym, not giving out information that could help identify the person (name, address, etc.).

- *What does it mean to be broadcast?*

You must obtain consent from everyone you interview before you can air their recording. It is therefore very important that you explain in detail what it means to play a recording on the radio, sharing it with the community, and the potential consequences. In the case of an interview about zoonotic diseases, for example, a community member may share their experience of surviving Ebola during the broadcast and could face social stigma afterwards, or a poacher talking about their hunting activities could face legal consequences if authorities listen to the broadcast.

- How to get the consent from people you interview or talk to

Tell your radio interviewees the purpose of the interview and that the interview could be broadcast publicly on the radio. For example, "Hello, my name is \_\_\_\_\_, and I would like to ask you a few questions about \_\_\_\_\_ for a program that could be broadcast on \_\_\_\_\_ FM radio. Do you agree?"

Only then are they able to give you their "informed" consent.

- Consent may change

Even if people have permitted you to use the recording you have made, it is very important to remember that they always have the right to change their decision. Make it clear to them that their recordings can be used in public, unless they tell you they refuse it.

- Do not name other people in recordings

When recording or writing a story, always reiterate that it is important not to specifically name other people who may be involved in the story being told, especially when it comes to sensitive topics. When you refer to someone else, use a generic term (friend, relative, teacher, etc.) and avoid giving the real names of these people.

## 5.3 Safety during interviews and studio recording

For your health, zoonoses are potentially dangerous topics to cover. Therefore, do not try to carry out face-to-face interviews with people who have symptoms (See Guide 2 about the different diseases and their symptoms) or who are in quarantine, isolation, treatment, or medical personnel working with infected people. Do not conduct interviews in hospitals or clinics designated to diagnose and treat sick people. It would be safer to do interviews or vox pops over the phone, especially if you are in a community that has confirmed cases of zoonotic disease infections. You can also ask your listeners to send you voice notes through WhatsApp or other messaging apps. If you are in contact with someone who has been confirmed to have a zoonotic disease, do not interview them in person. Ask for voice notes or a phone interview.

When working in a studio, apply the following rules:

- do not touch your face,
- do not share headphones as they come in contact with your face and hands and can spread viruses,

- use your own pair of headphones or do the recording without,
- request that “shared” headphones be removed from the studio,
- disinfect your audio equipment before and after use. If the equipment is dirty, wipe it down first with soap and water,
- do not pour or spray any cleaning agent on the equipment. A damp but not wet cloth may be suitable,
- now you can disinfect the material. Alcohol wipes are the most recommended. An alcohol-based sanitiser on a cloth can also work. EAgain, use something damp but not wet on equipment and touchscreens,
- use one wipe per surface to prevent the contamination of one surface to another. This means that it is ideal to use one wipe at a time, one for the mixer, one for the mouse, one for the keyboard and so on,
- in some cases, you may need to cancel studio interviews. Then use the phone or voice notes. If you are doing studio interviews, remember to maintain a minimum physical distance,
- If you or anyone at the station is confirmed or suspected to have a zoonotic disease, stay home and do not go out into public areas.

## 6. How to produce messages that have impact

### 6.1 Media for development and key messages

The media have a lot of power. They can change our opinion with a few simple words. They have the potential to stimulate behavioural changes in individuals and entire communities and therefore encourages community development. These messages can also reach people in power, such as decision-makers and governments. Your shows and spots should aim to inform your listeners but also convey key messages that capture the issues your community is facing and the changes you want to see. These messages will be the common theme of your programs about zoonoses that you will repeat regularly. This is what you want your listeners to remember.

To be clear and impactful, a message must contain the following points:

- the problem that arises,
- the solution proposed,
- the action the public can take to achieve the campaign objective,
- and a striking slogan can wrap up the message,

## The global message should not exceed 3 or 4 sentences.

In the case of our project, we developed a general message accompanied by “sub-messages” dealing with different sub-themes (prevention of zoonoses in the bush, prevention in the community, etc.). You must adapt these messages to your local context while retaining the key factual information.

### GENERAL MESSAGE

1. Human, animal and environmental health are linked. If one of these groups is sick, the others can also become infected. Some animals can transmit some fatal diseases (notably the Ebola virus) through contact with their secretions or when eating their meat. **If animals around you appear sick or act in unusual ways, notify the local animal authorities.**

**Theme: zoonotic diseases (Guide 2 in the manual) Focus: prevention and intervention**

2. Symptoms of Ebola in humans include high fever, vomiting, muscle aches, nosebleeds, and bloody diarrhoea. **As soon as you notice these signs, inform the nearest community health worker as soon as possible.**

3. Ebola and Marburg are transmitted to humans through direct contact with the blood, organs or secretions of infected animals found sick or dead in the bush. **Never touch an animal dead or sick from an unknown cause.**



4. Lassa fever is a serious disease transmitted through contact with the secretions of a living or dead infected rat. **Never touch rats, and secure your food and kitchen utensils from the rodents to protect yourself from this disease.**

**Theme: prevention in the bush (Guide 3 in the manual) Focus: prevention**

5. A bat's home is in the forest, leave them there, and do not disturb them! Even if they do not appear sick, they can transmit viruses like Ebola to humans through their blood, faeces, urine or saliva. **Together, we can prevent epidemics!**

6. A sick, wild animal can be an easy prey, but not a good meal! **Do not hunt animals that look sick as they may carry viral haemorrhagic fever viruses, which are transmissible to humans. Together, we can prevent epidemics!**

7. Never touch or handle the carcasses of wild animals to avoid contaminating yourself and your family members.

**Theme: prevention in the community (Guide 4 in the manual) Focus: prevention**

8. If you find sick or dead pets in your community, do not touch or eat them! **Watch your children and notify veterinary services or local authorities. Together, we can prevent epidemics!**

9. Always wash your hands and arms with soap and water immediately after being in contact with an animal, even if it appears healthy because diseases signs and symptoms are not always visible.


10. Pests like rats, ticks and mosquitoes can transmit fatal diseases to humans. **Protect yourself by avoiding contact as much as possible, practising good hygiene and taking care of your pets. Together, we can prevent epidemics!**

**Theme: monitoring and management of zoonoses (Guide 5 in the manual) Focus: intervention**

11. If you notice sick animals in your community, call the local Veterinary Services or wildlife services. We protect our community by collaborating with human and animal health workers on the surveillance of disease symptoms. **Together, we can prevent and limit epidemics!**

12. Families play a central role in epidemiological surveillance. If you notice several symptoms such as fever accompanied by headaches, abdominal or muscle pain or bleeding, alert the health services as soon as possible. **Together, we can prevent and limit epidemics!**

13. In times of an epidemic affecting humans or animals, listening to and observing the advice of human or animal health workers can help save us and our livestock. **Together, we can prevent and limit epidemics!**





WOAH © Sophie Muset

## 6.2 Radio formats

Depending on your abilities and level of interest in the topic, you may decide to dedicate an entire show to the subject or just produce a few short segments (also called radio formats) to be inserted into an existing show or to broadcast as they are.

In each guide, we will give you examples and tips for producing the following formats yourself: jingle, public service announcement (PSA), interview, vox-pop, audio portrait, audio commentary. By combining these formats, you can create a varied and insightful magazine show about your chosen topic and ask for your listeners' opinions.

The most impactful and easy-to-produce format is the PSA or Awareness Raising Radio Spot. This format is the one that all the radios involved in the project will use. Each spot must be directly based on a key message of the project.

The role of a spot is to create an announcement based on the central message you wish to convey, which will create an impact on your community by providing information, raising awareness and helping change attitudes and behaviours about the selected social issue. As part of this awareness campaign, the spots will be based on the campaign's key messages (each message will have its own spot).

The spot often includes a script or sketch that introduces the subject in a light and engaging way, or with music. It always ends with the key message in the form of a slogan. UA spot must be short (90 seconds maximum) and impactful! You can use the following structure to produce your spots:

- Choose the key message and the theme you want to focus on (see the message for the theme covered in the guide in Part 1.2).
- Describe the issues related to this theme and provide contextual information through a sketch (using dialogues and sound effects) - 30 seconds maximum.
- Statements highlighting the problem and answering the five questions (who, what, where, when and why) - 30 seconds maximum.
- Practical information about what to do - 20 seconds maximum.
- Key message in the form of a slogan to summarise the information to remember.

## PRODUCTION PROCESS

- Write the spot script (around 180 words for a 90-second recording).
- Dole out the roles (technician who will record the sound, actors, narrator, musicians, singers).
- Repeat until the performance is perfect.
- Record in one shot.

# 7. Awareness and advocacy

## 7.1 Awareness and advocacy campaigns

UA campaign combines radio broadcasts, regular community events and the use of other media over a predetermined period of time to amplify messages. The campaigns do not only use the radio but also other relevant communication and awareness-raising tools such as events, competitions, etc. Your work as a journalist will therefore take on a new dimension here! The ultimate goal is to reach saturation, i.e. all potential radio listeners have been exposed to the messages.

Campaigns often include a “call to action” that “translates” the campaign message(s) into clear steps which community members can then take to make a changes for the better.

Based on your knowledge of local issues, you can tailor your radio program content and campaign messages to ensure their relevance. Also, remember to use language that is easily understood and relatable for your audience.

## 7.2 Types of activities

- Community event. Think about the type of event that could help raise awareness about the messages you want to convey. You can organise a community discussion (recorded or not), a community mobilisation (walk, rally, concert, football match, etc.), an exhibition (photos, posters, drawings, etc.), or even be a guest speaker on zoonotic diseases in a local school.
- Broadcast beyond the walls. If you have the technical means, leave the studio and meet your listeners by setting up your studio in the street, on the market square, etc. You will thus pique the interest of locals, whom you can invite to speak directly about the subject of the show.

- Radio quiz
  - Carry out research about the information in advance, and make sure it is up-to-date and correct.
  - Insert the answers to the quiz questions into the show so that attentive listeners can answer.
  - Open the lines for listeners to call, or to send their answers to you via SMS or WhatsApp.
  - Announce the winners on air.
  - Be sure to end the quiz with key messages so that the audience remembers them.
- Interaction with listeners (Hot Line) and SMS - If your audience has cell phones, they can call a live broadcast to provide feedback, ask questions to a special guest, or respond to a debate or discussion by giving their own opinion.

## 7.3 Use social media to endorse your campaign

You can make your campaign even more dynamic by using mobile phones and the internet to connect with your audience. If your radio station has a social media account - such as Facebook, Twitter or Instagram, you can use those platforms to promote your show or campaign. Some ideas for using social media:

- Start a conversation about a topic, gather ideas about what the audience is interested in, and continue the conversation online after the show ends.
- Ask your listeners a question about the topic and direct them towards your Facebook page so they can share their answers and opinions.
- Share relevant links on your social media pages as a resource for listeners who want to learn more about your show.
- Post regularly so that your listeners develop the habit of checking your social media pages. Make your platform reliable and update it frequently so that they consult it regularly.
- Stream very short audio clips from a show or interview and post them on social media.

- Create a WhatsApp group or mailing list with your most loyal listeners (a maximum of 256 people). Be careful; you must ask people for permission before adding them to a WhatsApp group/list. You can send them content regularly and get their feedback
- Organise Facebook live Q&A sessions about specific campaigns (members of the WhatsApp group can send questions in advance, which will be read and answered during the Facebook live session).

## 8. Monitoring and evaluation

The success of an awareness-raising radio program depends on the radio's ability to measure listening and listener feedback.

### 8.1 Feedback from listeners

Good communication is not limited to intentionally conveying a message. It must allow the recipient of the message to express themselves about the message being received. This is called "feedback".

In the radio industry, listeners' feedback is essential because:

- it is an indicator that programmes are being followed,
- it allows us to receive important information about the conditions of reception, the interest of the public, the way in which they understand the content of the programs, and the difficulties encountered.

Listeners' feedback, if processed correctly, allows you to adapt your content and show listeners that they are being heard.

#### 8.1.1 Feedback collection tools

Various tools allow radio stations to collect feedback from listeners:

- phone calls and SMS messages,
- social networks (Facebook, WhatsApp),
- activities in the communities,

The different types of feedback from listeners can be grouped into two categories:

- Oral feedback: this is all the opinions and assessments that listeners give orally.

- Written feedback: here, the listener gives their opinion in writing.

Feedback is easier to process by the production team. However, in a context characterised by illiteracy, oral feedback is of great importance and a system for collection, documentation and analysis must be put in place.

### **8.1.2 Analysis of feedback and adaptation of the program**

An awareness-raising radio program must ensure that it has in place an effective system for collecting, processing and managing listener feedback to achieve its objectives.

This task must be assigned to a designated person within the radio who can take care of it carefully.

#### **COLLECTING FEEDBACK**

- It is important to motivate listeners to react to the messages and programs they listen to. In messages, consider including a section asking listeners to react to the content of the program or message.
- A good practice is to organise interactive broadcasts dedicated to collecting feedback from listeners about the program.

### **8.1.3 Handling listener feedbacks**

Before recording any new message, it is necessary to check what the listeners thought of the previous message.

#### **ALL MESSAGES RECEIVED MUST BE RECORDED IN A DOCUMENT THAT SPECIFIES**

- the date on which the message was received by the program team,
- the name and location of the sender. It will also be necessary to specify its nature: is it a young person, a woman, a hunter, a community leader, an official agent,
- the message to which the feedback relates,
- the content of the feedback,
- production team member who could act to take this auditor's opinion into account,
- and finally, indicate whether action has been taken in relation to the feedback,



## MANAGEMENT OF LISTENERS' FEEDBACK

It is important to acknowledge messages from listeners. The person who sent their feedback feels honoured in this case and it motivates other listeners to do the same.

## 8.2 Monitoring and counting impacted people

To measure the impact of an educational radio program, it is important to consider two essential indicators: the number of people reached and the degree the program's effectiveness (ability to produce behavioural changes).

This can be done through surveys about radio platforms or through community radio representatives (each representative can administer the survey to 10 people and send the results).

In addition to conducting post-broadcast listenership and program impact research, CRF can help radio stations set up a simple system for tracking feedback and estimating listeners throughout the broadcast.

## 8.3 Success marketing

The results of the program must be measured, documented and communicated to various stakeholders (political decision-makers, partners, beneficiary communities and actors involved in the monitoring and management of zoonoses, funders). Evidence remains the basis for effective advocacy and informed decision-making.





# HUMAN HEALTH, ANIMAL HEALTH AND ECOSYSTEMS INTERFACE

**Radio Production Guide 1:** The links between human health, animal health and environmental health



WOAH © Sophie Muset

# INTRODUCTION

The 2014-2016 Ebola virus disease outbreak in West Africa highlighted the risks associated with insufficient disease detection, prevention and response mechanisms, as well as the importance of strengthening public and animal health systems. The outbreak has also raised a series of unanswered questions and major challenges – at the human-animal-ecosystem interface – that need to be addressed in order to reduce the vulnerability of communities to locally and internationally spreading zoonotic disease threats.

These challenges can be addressed using a concept called One Health, which views humans, animals, and ecosystems as part of an interconnected and inherently co-dependent system. This approach enables the sectors concerned (human, animal and environmental health) to work together in a coordinated manner in order to better detect, manage and control epidemics when applied at the national and community level.



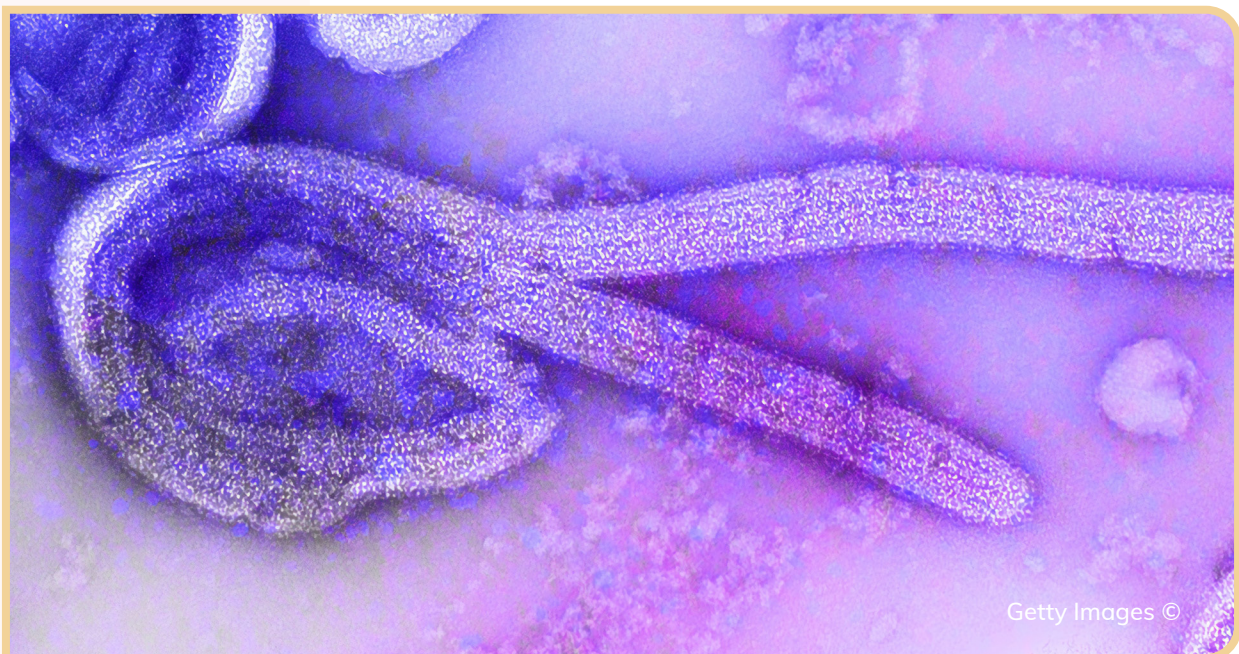
As a disease that affects one group of organisms can spread to another, therefore adopting a holistic mindset is necessary if we want a healthier future. Currently, an estimated 60 percent of infectious diseases existing in humans are zoonotic, meaning they can be transmitted from animals to humans (and vice versa). At least 75 percent of emerging infectious diseases are also of animal origin.

These risks of transmission increase with the disruption of ecosystems, often caused by humans (climate change, the extension of agriculture, the exploitation of natural resources, etc.), which offers many opportunities for viruses to colonise new organisms and evolve into new forms.

To be prepared for a public health threat, such as a future Ebola outbreak, it is important to start well in advance. While governments can strengthen surveillance

mechanisms, citizens can also get locally involved in disease surveillance. This is especially true for people who live in or near forested areas or national parks and who come into contact with wild or domestic animals. Their participation in disease surveillance by identifying sick animals, notifying local authorities of unusual animal deaths, and collaborating with authorities responsible for wildlife and local veterinary services, is essential for the early prediction and prevention of future human and animal health epidemics.

**In this guide, we will describe the links between human health, animal health and environmental health, and how better understanding them can help prevent and control zoonoses.**



# INFORMATION SHEET

## 1.1 DEFINITIONS

### **Zoonoses or zoonotic diseases:**

Infectious diseases can be transmitted between animals and humans; they can spread through food, water or vectors.

Source: [WOAH](#)

**Reservoir:** TAny animal, person, plant, soil, substance, or combination thereof, in which pathogens of a zoonotic disease normally multiply. The life cycle of this pathogen depends mainly on this reservoir. It is from the reservoir that the pathogen is transmitted to a human, animal or another susceptible host.

Source: [WOAH](#)

**Epidemic:** The appearance of a higher than expected number of disease cases in a given area, or among a specific group of people during a given period.

Source: [Centres For Disease Control \(CDC\)](#)

**Pandemic:** An epidemic occurring over a very large area (several countries or continents) and generally affecting a large part of the population. Source: [CDC](#)

**Endemic:** It describes the permanent presence of a disease or an infectious agent in a given geographical area or population group. Source: [CDC](#)

**Wildlife:** Animals considered wild, fauna consists of mammals, birds, fish, reptiles, amphibians, etc. Source: [WOAH](#)

**Pathogen:** Organism (bacteria, virus, parasite, etc.) that causes disease in humans. Source: [CDC](#)

**“One Health”:** An approach to addressing health threats at the human-animal-environment interface that relies on collaboration, communication and coordination across all relevant sectors and disciplines with the ultimate goal of achieving optimal outcomes for the health of all. A One Health approach is applicable at subnational, national, regional and global levels. Source: [WOAH](#)

## 1.2 Key messages

Human, animal and environmental health are linked. If one group is sick, the others can also be infected. Some animals can transmit diseases, including the Ebola virus,

to humans through their meat or secretions. **If animals around you appear sick or act strangely, notify the local animal authorities.**






### 1.3 Did you know?

**60 %** per cent of infectious diseases existing in humans are zoonotic and at least **75 %** of those pathogens (including Ebola, HIV and avian influenza) are of animal origin.

Source: WOAHA



Out of 5 **new human** diseases that appear each year, approximately, 3 are animal-borne.

Source: WOAHA



Thanks to the partnership between authorities and local communities in northern Gabon and the Republic of Congo, an outbreak of Ebola in humans was avoided, although the disease killed **more than 5,000 great apes in the region.**

Source: Bermejo & al. Science 314



# ONE HEALTH

The health of animals, humans and the planet are linked and interdependent.



To prevent health risks, all sectors must work together.

**COORDINATE**



**COMMUNICATE**



**COLLABORATE**



# RESOURCES

- EBO-SURSY project tools  
<https://rr-africa.woah.org/en/projects/ebo-sursy-en/capacity-building-tools-and-resources/>
- One Health  
<https://www.woah.org/en/what-we-do/global-initiatives/one-health/>  
<https://www.fao.org/one-health/en>
- The One Health approach, to avoid another Ebola  
<https://www.afro.who.int/regional-director/regional-director-commentaries/lapproche-une-seule-sante-pour-eviter-un-nouvel>
- Zoonoses  
<https://www.who.int/news-room/fact-sheets/detail/zoonoses>
- Future resilience to animal-borne diseases  
[https://www.wto.org/english/tratop\\_e/covid19\\_e/resilience\\_report\\_e.pdf](https://www.wto.org/english/tratop_e/covid19_e/resilience_report_e.pdf)



Getty Images ©

# RADIO PRODUCTION GUIDE



Now that you have all the key information about the subject, you will choose how to approach it by choosing an angle. An angle is a specific part of the topic or issue related to that theme that you will focus on in your radio show or the format(s) you will create. This allows you to provide your listeners with precise and relevant information on this aspect of the theme in particular.

## ANGLES

- What is the relationship between human health and animal health?
- How can we prevent the spread of future zoonotic diseases?
- Are animals really reservoirs of pathogens?
- One Health approach to avoid another Ebola

## CHOOSE AN ANGLE

WHAT IS THE RELATIONSHIP BETWEEN HUMAN HEALTH AND ANIMAL HEALTH?

DIFFERENT WAYS OF TALKING ABOUT THE RELATIONSHIP BETWEEN HUMAN HEALTH AND ANIMAL HEALTH.

- Bridging activities between human health and animal health in the community
- Is my community aware of the danger of zoonoses for animal health and ecosystems?
- How are the authorities preparing against the spread of zoonoses?
- Zoonoses: who are the people at risk?
- Zoonoses: which people are at risk of introducing a zoonosis into the community and how can they avoid this?

# RADIO FORMATS

Depending on your abilities and your level of interest in the subject, you may decide to dedicate an entire show to this topic or produce just a few radio formats to be inserted into an existing show or between two shows. In this part, we propose a step-by-step breakdown of the production of the following formats:

- Public service announcement
- Interview
- Vox-pop
- Audio portrait
- Audio commentary

By combining all of these formats, you can create a varied and insightful radio show about your chosen topic and ask for your listeners' opinions.

## PUBLIC SERVICE ANNOUNCEMENT (PSA)



Purpose of the PSA: to communicate on the key message to create an impact in your community. A PSA lasts for a maximum of 2 minutes. Find a step-by-step process to create a PSA in chapter 6.2 of the guide.

BELOW ARE SOME SPOT SCRIPTS EXAMPLES ON THE HUMAN-ANIMAL HEALTH INTERFACE AND THE KEY MESSAGE ON PAGE 4.

### PSA 1:

**Voice 1:** Hey Janine, you heard the news, a new epidemic is threatening the region.

**Voice 2:** Yes, it worries me a lot that our villages encounter one epidemic after another.

**Voice 1:** Yes, but there is nothing to do about this, a friend told me that it is the sign of the end of the world.

**Voice 2:** I'd rather think that we all have a big responsibility in all of this. We need to understand that contact with certain animals can cause illness and that we should adopt the appropriate behaviours to avoid these contaminations.

- Do not touch sick or dead wild animals and avoid being scratched.

- Never eat undercooked blood or raw meat dishes.
- Never eat fruit partially eaten or touched by bats.
- Alert the services in charge of wildlife or the animal health authorities in the event of unusual or suspicious animal deaths.

Voice-over: Human, animal and environmental health are linked. If one of them is sick, the others can be rapidly affected!

## PSA 2

**Voice 1:** My friend, do you want to protect your and your family's health?

**Voice 2:** Obviously!

**Voice 1:** So, I need to talk to you about wild animals. Do you know that they can carry life-threatening diseases?

**Voice 2:** Life-threatening diseases?

**Voice 1:** Yes, haemorrhagic fevers like Ebola or Lassa, for example! People can become infected by handling or eating infected meat, by contact with bodily fluids from wild animals such as blood, urine or faeces, or by eating fruit partially eaten by bats.

Voice-over: To protect yourself, your family and your community

- Do not touch sick or dead wild animals and avoid being scratched.
- Never eat undercooked blood or raw meat dishes
- Never eat fruit partially eaten by bats.
- Protect your hands before handling bush meat.
- Human, animal and environmental health are linked. If one of them is sick, the others can be rapidly affected!

## PSA 3:

**Voice 1:** Hey, John! I am very happy to see that you are back in the village, you have finally overcome your illness.

**Voice 2:** Sister! The fight against Ebola has not been easy. But the long time I spent at the treatment centre has above all allowed me to think.

**Voice 1:** Think?

**Voice 2:** Sister! If I had not brought this dead game back from the forest, I would not have endangered my health and that of the whole village. Because of what I did, I brought back a virus and the whole village was affected.

**?Voice-over:** Protect yourself and take precautions to protect your community from animal-borne diseases.

- Do not touch sick or dead wild animals.
- Never eat undercooked blood or raw meat dishes.
- Do not play with wild animals.
- Protect your hands before handling bush meat.
- Human, animal and environmental health are linked. If one of them is sick, the others can be rapidly affected!

## INTERVIEW



Purpose of the interview: obtaining information from someone with expertise or experience on the subject. Essayez de limiter l'Try to limit interviews to around 6 minutes.

Who are you talking to: your local veterinarian.

Sample interview questions:

- By what mechanism can a virus leave an animal and enter the human body?
- What are the modes of transmission?
- Nls our locality at risk in relation to certain animal-borne diseases, and if so, which ones and why?
- What are risky behaviours? How can we protect ourselves?
- Have you observed any evolution in recent years and, if so, what do you think it is due to?
- Which organisations are involved in the fight against zoonoses and what is their significance for the communities?

## VOX POP



In an interview, a person is asked several questions. In a vox pop, the same question is asked to several people. Answers to a vox pop should be very short (maximum 30 seconds per response).

LThe vox pops will give you an idea of what people think about a topic or issue. This is an interesting format to use at the start of a program to introduce a topic causing a debate before diving deeper.

Examples of questions for a vox pop:

- Do you think disease transmission from wild animals to humans is a problem in our community?
- QWhat solutions do you know for preventing disease transmission from wild animals to humans?

## AUDIO COMMENTARY



Objective of the audio commentary: getting people's opinion about a subject that is important for them.

Who are you talking to: ask a member of the community what they think about the danger of new outbreaks. Try to find individuals who come from different backgrounds - age, income, ethnicity, nationality, marital status, religion, profession, etc.

## RADIO PORTRAIT




Purpose of a radio portrait: collecting the first-hand experience of a person. The purpose of radio portraits is often to inspire listeners.

Who are you talking to: an Environmental health officer who works with wildlife in your community

Questions to ask the interlocutor before recording the audio portrait:

- Can you describe your daily activities?
- In your work, do you have concrete examples of the influence of animal health on human health and vice versa?
- What advice can you give people in our community to promote good human and animal health?
- What is your message for the people of our community?



# HOW TO PRESENT YOUR SHOW



If you decide to produce a full show on the topic, use the formats produced, your research, and the script suggestions below for scripting your show. In this sample script, the show is presented by two hosts.

[INTRODUCTION:]

**Radio announcer 1:** Hello everyone, dear listeners. I am and will be your presenter for this special program about the connection between human health and animal health. In March 2020, the World Health Organization officially announced that COVID-19 had reached pandemic level, meaning the disease has spread to most countries worldwide. Since then, the numbers have only increased to [add current figures]. In our country, they have reached [add local numbers]. And to say that we are still not exactly sure of the virus's origin, even if everything seems to confirm that it is a zoonotic disease, i.e. a disease transmitted from animals to humans.

**Radio announcer 2:** Hello everyone, this is \_\_\_\_\_ [name]. The magnitude of the COVID-19 pandemic sometimes makes us forget that it is not the first zoonotic disease to affect the world,

especially Africa!

**Radio announcer 1:** Absolutely, let's take Ebola for example. Since the mid-1970s Africa has had no less than 25 outbreaks and some of them started with someone touching a dead wild animal, like a chimpanzee or a bat, and then Ebola spread very quickly among the human population.

**Radio announcer 2:** AAh, that's why you said that human health and animal health are connected!

**Radio announcer 1:** Exactly, due to urbanisation and deforestation, we are now even more in contact with animals, which was not the case before. And they carry new diseases, against which human beings are not protected.

**Radio announcer 2:** Ok, so on today's show, we're going to be talking with people who will help us gain a better understanding of the situation



Understanding zoonotic diseases and the connection between human health, animal health and environmental health.

**Radio announcer 2:** Exactly, we are all interconnected!

SKIP THE CHOSEN FORMATS

[ENGAGE THE AUDIENCE BY ASKING QUESTIONS AND GIVING THEM A CHANCE TO REACT TO WHAT THEY ARE HEARING]

[GIVE THE RESULTS OF THE GAME] [CONTEST/QUIZ IF YOU ORGANISED ONE]

[CONCLUSION:]

**Radio announcer 1:** Today we learned how human and animal health are linked and what the "One Health" approach means.

**Radio announcer 2:** We have also seen that if simple preventive measures are taken, it is possible to avoid zoonotic diseases. Even if it sometimes involves changing our behaviour, I think it's worth it!

**Radio announcer 1:** Absolutely. And then One Health that means we need to consider the environment and all that lives in it - humans, animals and plants.

**Radio announcer 2:** Thank you all for your calls and vocal notes. See you next week, [JOUR] à [HEURE], On [DAY] at [TIME], we are going to talk about [THE SUBJECT OF THE SHOW OF THE NEXT WEEK]. Until then, take care! And above all, remember that health is priceless.



Getty Images ©



# ZOONOTIC DISEASES

**Radio Production Guide 2:** ÉEbola, Marburg,  
Lassa fever, Rift Valley fever, Crimean-Congo fever



Getty Images ©

# INTRODUCTION

But as the human organism and that of other animals are often very different, the agents responsible for certain diseases, which are sometimes harmless for certain animals, can prove to be fatal for humans. Zoonoses are diseases that are transmitted from animals to humans and vice versa. Zoonoses pose significant public health risks at local to global scales. Viral haemorrhagic fevers (Ebola, Lassa, Crimean-Congo, Rift Valley and Marburg) are zoonoses that pose risks in Central and West Africa.

Zoonotic disease pathogens can spread to humans through many points of contact with domestic or wild animals, including markets where wild animal meat or by-products are sold. Farmers are also exposed to certain diseases due to contact with ticks or bacteria and parasites carried by livestock. People who live near natural areas are particularly at risk of contracting diseases transmitted by wild animals such as rats and bats.

The Republic of Guinea has identified nine priority zoonotic diseases: rabies, anthrax, Ebola, dengue fever, brucellosis, avian flu, yellow fever, Lassa fever and Rift Valley fever.

In the Democratic Republic of Congo (DRC), six groups of priority zoonoses have been identified: rabies, haemorrhagic fevers including the Ebola virus disease and Rift Valley fever, arboviruses including yellow fever, salmonellosis, monkeypox, COVID-19, and flu viruses including avian flu.

**In this guide, we will describe these diseases and discuss how they are transmitted to humans.**

# INFORMATION SHEET

## 1.1 DEFINITIONS

**Exposure:** the condition of being in the presence of a pathogenic agent of a zoonosis capable of causing an infection.

Source: WOAH

**Vector:** non-human invertebrate or vertebrate species that transmit zoonotic pathogens from one host to another.

Source: WOAH

## 1.2 Key messages


1. Symptoms of Ebola in humans include high fever, vomiting, muscle aches, nosebleeds, and bloody diarrhoea.

**Once you notice these signs, tell the nearest healthcare professional as soon as possible.**

2. Ebola and Marburg are transmitted to humans through direct contact with animal blood, organs or secretions

non-human invertebrate or vertebrate species that transmit zoonotic pathogens from one host to another.

3. Lassa fever is a serious disease transmitted by contact with the secretions of living or dead, infected rats. **Never touch rats and store your food and store your kitchen utensils away from rats and mice to protect yourself from this disease.**





## 1.3 Did you know?

### EBOLA



The Ebola virus disease is also known as Ebola haemorrhagic fever. It is a serious contagious disease that affects humans, great apes, and certain forest antelopes (duikers). The first outbreak of the disease was reported in the Democratic Republic of Congo (DRC) in 1976.

- **Pathogen:** Ebola virus of the Filoviridae family.
- **Mode of contamination:** inter- and intraspecies transmissions occur through direct contact (by ingestion, injured skin or mucous membranes) with blood, secretions, or biological fluids of infected animals or humans, as well as indirectly through surfaces or materials that have been contaminated (fruit, linen, clothing, etc.). Transmission at the human-wildlife interface is believed to be associated with hunting, collecting diseased or dead wild animals, and handling or eating contaminated raw bush meat.
- **Main reservoir:** some fruit and insectivorous bats (presumed reservoirs).
- **Vector animal:** non-human primates (great apes and monkeys), duikers (small wild antelopes) and potentially other wild species.
- **Main symptoms in humans:** muscle aches, headaches, sore throats, fever, bloody vomiting, bloody diarrhoea, nose or gum bleeding, skin rashes, symptoms of kidney and liver failure, and internal and external haemorrhages (1 in 3 patients).
- **Warning signs in animals:** death of many great apes or other animals from unknown or suspect cause but susceptible to both diseases. Symptoms similar to those observed in humans, mainly haemorrhaging in multiple locations and nose, mouth and anal bleeding. Atypical behaviour.
- **Environmental factor:** forest ecosystem disturbance caused by natural resource extraction activities and climate change. Increased frequency of contact between humans and wildlife..



Source: WOA, EBO-SURSY Project

# CRIMEAN-CONGO FEVER



Crimean-Congo haemorrhagic fever is a tick-borne disease. It causes outbreaks of severe viral haemorrhagic fever with the risk of causing death in 10 to 40% of those infected.

- **Pathogen:** nairovirus of the Bunyaviridae family.
- **Mode of contamination:** transmission between animals occurs by the bite of an infected tick and from animal to animal, by direct contact with secretions, or contaminated blood. Transmission to humans occurs through the bite of an infected tick and direct contact with the blood or tissues of infected animals. Human-to-human transmission occurs through direct contact with blood, secretions, organs or body fluids of infected people.
- **Main reservoir:** ticks.
- **Animal vector:** many wild and domestic animals, including cattle, sheep and goats.
- **Main symptoms in humans:** fever, muscle aches, dizziness, neck stiffness, back pain, headaches, eye sensitivity, photophobia. In some cases, nausea, vomiting, diarrhoea, abdominal pain, sore throat, sudden mood swings, confusion. Then, drowsiness, depression, tachycardia, lymphadenopathy, petechial rash or even bruising. Severe symptoms, after 5 days: hepatic, renal and pulmonary failure which can lead to death within a fortnight.
- **Warning signs in animals:** the infection is asymptomatic for the majority of animals.
- **Environmental factors:** environmental conditions favouring the presence and proliferation of ticks.

Source: WOA, EBO-SURSY Project

# RIFT VALLEY FEVER



Rift Valley fever (RVF) is a serious disease affecting domestic and wild animals and can be transmitted to humans. However, it mainly affects ruminants, especially domestic ones (cattle, sheep, goats, etc.). It usually appears in dry areas after heavy rains..

- **Pathogen:** phlebovirus of the Phenuiviridae family.
- **Mode of contamination:** transmission between animals takes place by bites of infected mosquitoes or through bodily fluids and, in particular contaminated blood through direct contact between animals (such as the consumption or licking of the by-products of an animal miscarriage) contact). Transmission to humans occurs through the bites of infected mosquitoes, direct contact with the blood or organs of infected animals, or the consumption of raw or undercooked meat and/or unpasteurised dairy products. Direct human-to-human transmission has not been documented.
- **Main reservoirs:** cattle, sheep, camels and goats
- **Main symptoms in humans:** flu syndrome with sudden onset of fever, muscle and joint pain and headache. In some severe forms of the disease (<5% of cases), symptoms may also include bloody vomiting, decreased or loss of vision, and neurological complications.
- **Warning signs in animals:** high mortality, but no real warning signs in very young animals. Massive abortion events that can reach 100%. High fever (>42°C) with other signs: loss of appetite, jaundice, foul and bloody diarrhoea, mucopurulent and bloody nasal discharge.
- **Environmental factors:** RVF outbreaks are closely correlated with periods that favour the development of large mosquito populations such as heavy rainfall and climate warming phases related to the El Niño or Southern Oscillation phenomenon..



Source: WOA, EBO-SURSY Project



# MARBURG FEVER



Marburg virus is an endemic virus in several African countries. It is named after the city of Marburg, Germany, where the disease first emerged. It belongs to the same family as the Ebola virus. This family of viruses is responsible for some of the most pathogenic viral infections.

- **Pathogen:** Marburgvirus of the Filoviridae family.
- **Mode of contamination:** inter- and intraspecies transmissions occur through direct contact (by ingestion, injured skin or mucous membranes) with blood, secretions, or biological fluids of infected animals or humans, as well as indirectly through surfaces or materials that have been contaminated (fruit, linen, clothing, etc.). Transmission at the human-wildlife interface are associated with prolonged exposure to caves or mines housing the host species.
- **Main reservoir:** the Egyptian fruit bat (*Rousettus aegyptiacus*), a fruit bat.
- **Main symptoms in humans:** muscular and abdominal pain, headache, fever, bloody vomiting, bloody diarrhoea, skin rash, symptoms of kidney and liver failure and internal and external haemorrhages (1 in 3 patients).
- **Warning signs in animals:** death of many monkeys or other species susceptible to this pathogen due to an unknown or suspect cause. Symptoms similar to those observed in humans, mainly haemorrhages in multiple locations and nose, mouth and anal bleeding. Atypical behaviour.
- **Environmental factors:** forest ecosystem disturbance caused by natural resource extraction activities and climate change. Increased frequency of contact between humans and the host species, especially in caves..

Source: WOA, EBO-SURSY Project

# LASSA FEVER



The Lassa virus is transmitted by rats and is characterised by fever and bleeding, which can sometimes lead to death. The changing environment of virus reservoir animals through deforestation and urbanisation encourages an increase in contact between humans and rats.

- **Pathogen:** *arenavirus*.
- **Mode of contamination:** transmission to humans occurs through direct contact with the blood, biological fluids, secretions and excreta of infected rats, through indirect contact with the excrement of infected animals (inhalation of contaminated dust) and contact with contaminated food or household items. Human-to-human transmission occurs through direct contact with the blood, body fluids, secretions and excreta of an infected person.
- **Main reservoir:** the reservoir animal or host of the virus is a rodent of the genus *Mastomys*, commonly referred to as the “natal multimammate mouse”.
- **Main symptoms in humans:** in 80% of cases, Lassa fever is asymptomatic. When the disease is symptomatic, the onset of clinical manifestations is usually gradual, with fever, generalised weakness and poor general condition. After a few days, patients may experience headaches, throat irritation, myalgia, chest pain, nausea, vomiting, diarrhoea, cough, and abdominal pain.
- **Warning signs in animals:** animals do not seem to be affected by Lassa fever.
- **Environmental factors:** the rainy season can increase contact between humans and rats, which more frequently seek refuge in houses.



Source: WOA, EBO-SURSY' Project

# RESOURCES

- Emerging and re-emerging zoonoses  
<https://www.woah.org/en/emerging-and-re-emerging-zoonoses/>
- EBO-SURSY Project tools  
<https://rr-africa.woah.org/en/projects/ebo-sursy-en/capacity-building-tools-and-resources/> (Fact sheets on viral haemorrhagic fevers)
- Effectively prepare for, detect and assess emerging and endemic zoonoses  
<http://www.fao.org/republique-democratique-congo/actualites/detail/en/c/1371401/>
- Zoonoses  
<https://www.who.int/news-room/fact-sheets/detail/zoonoses>



# RADIO PRODUCTION GUIDE



Now that you have all the key information about the subject, you will decide how to address it by choosing an angle. An angle is a specific part of the topic or issue related to the theme that you will focus on in your radio show or the format(s) you will create. This allows you to provide your listeners with precise and relevant information on this aspect of the theme in particular.

## ANGLES

- What is a zoonosis?
- The viral haemorrhagic fevers present in my region.
- Categories of people exposed to the risk of zoonoses.
- The latest outbreaks of epidemics due to zoonoses in my country.

## CHOOSE AN ANGLE

THE ZOOSES PRESENT IN MY REGION

THERE ARE DIFFERENT WAYS TO TALK ABOUT THIS SUBJECT (SUBANGLES).

- Do people in my area know about zoonoses?
- The assessment of the last epidemics due to zoonoses in my region.
- Zoonoses in my region: vector, mode of transmission, symptoms.
- The efforts of health authorities in my region to combat zoonoses.

# RADIO FORMATS

Depending on your abilities and your level of interest in the subject, you may decide to dedicate an entire show to this topic or produce just a few radio formats to be inserted into an existing show or between two shows. In this part, we have provided a step-by-step breakdown of the production of the following formats:

- Public service announcement
- Interview
- Vox-pop
- Audio portrait
- Audio commentary

By combining all of these formats, you can create a varied and insightful magazine show about your chosen topic and ask for your listeners' opinions.

## PUBLIC SERVICE ANNOUNCEMENT (PSA)



Purpose of the PSA: communicating the central message to be shared, which will have an impact on your community. A PSA lasts for a maximum of 2 minutes (Find the step-by-step process to create a PSA in chapter 6.2 of the guide).

BELOW ARE SOME EXAMPLES OF SPOT SCRIPTS ON THE SUBJECT OF THE HUMAN AND ANIMAL HEALTH INTERFACE THEME AND THE KEY MESSAGE ON PAGE 4.

### PSA 1

**Voice 1:** Hey Josephine, how are you? Why don't you come near me?

**Voice 2:** Listen Diana, I'm very worried. My husband hasn't been feeling well since he came home from hunting yesterday. He has fever, vomiting and muscle aches.

**Voice 1:** Don't worry, he must simply be tired.

**Voice 2:** Maybe, but I think I should take him to the health centre if it is Ebola.

**Voix 1:** Oh, don't say that word! It will pass, I tell you! We have never had a case in our village.

**Voice 2:** Maybe, but I want to know. And if he is sick, we must protect the family and the neighbours.

**Voice-over:** Symptoms of Ebola in humans include high fever, vomiting, muscle aches, nosebleeds, and bloody diarrhoea. As soon as you notice these signs, you should inform the nearest healthcare professional as soon as possible.

## INTERVIEW



But de l'interview: Purpose of the interview: obtaining information from someone with expertise or experience on the subject. Try to limit interviews to around 6 minutes.

Who are you talking to: a doctor who treats zoonoses

Sample interview questions:

- What are zoonoses?
- What are the main zoonoses present in our region?
- How are they transmitted?
- What are the symptoms of these diseases?
- What behaviour should you to adopt when dealing with a person who is presenting such symptoms?
- How can you increase awareness among the population in order to carry out prevention campaigns?
- What message are you sending to members of the community?

You can also invite several people to the studio for a round table discussion about the subject. In this case, choose guests who have complementary experiences or expertise on the subject. For example, for this program about good practices in the community, you can invite both a representative of the Veterinary Services, a mother who applies these good practices and a nurse from the health centre who has seen a drop in the number of cases of zoonoses since the start of the information campaigns.

## VOX POP



In an interview, a person is asked several questions. In a vox pop, the same question is asked to several people. Answers to a vox pop should be very short (maximum 30 seconds per response).

The vox pops will give you an idea of what people think about a topic or issue. This is an interesting format to use at the start of a program to introduce a topic causing a debate before diving deeper.

Exemples de questions pour un micro-trottoir:

- Que savez-vous des zoonoses?
- Citez-nous une maladie zoonotique que vous connaissez?

## AUDIO COMMENTARY



Objective of the audio commentary: getting people's opinion about a subject that is important for them.

Who are you talking to? A person who has been infected with a zoonosis and is now cured.

Questions to ask:

- Comment avez-vous su que vous étiez infecté?
- How were you taken care of by the health services?
- Have you faced any forms of stigma?
- What advice can you give to avoid this disease?

## RADIO PORTRAIT



Le but du portrait radio: recueillir l'expérience d'une première personne. Le but des portraits radio est souvent d'inspirer les auditeurs.

Who are you talking to? For example, portray a nurse from the local hospital who has been trained to treat people with Ebola in the event of a future outbreak.

Questions to ask the speaker before recording the audio portrait:

- Can you describe your daily work to us?
- Can you describe the training you have received?
- What equipment does your hospital have in case of an Ebola outbreak?
- Do you feel ready to intervene if you need to deal with a case of Ebola? How do you feel about this potential threat?
- What advice would you give people in your community to protect themselves?

# HOW TO PRESENT YOUR SHOW



If you decide to produce a full show on the topic, use the formats produced, your research, and the script suggestions below for scripting your show. In this sample script, the show is presented by two hosts.

[INTRODUCTION:]

**Radio announcer 1:** Hello everyone, dear listeners. My name is \_\_\_\_\_ and I will be your presenter for this special program about the zoonoses present in our region. A zoonosis is a disease or infection that is naturally transmissible from animals to humans.

**Radio announcer 2:** Hello everyone, this is [Name] and I will also be here to share all this information with you. The transmission of these diseases occurs either directly, during contact between an animal and a human being, or indirectly through the consumption of food or via a vector.

**Radio announcer 1:** The best known is the Ebola virus which has appeared in Guinea and the Democratic Republic of Congo recently, but there are unfortunately many others, such as Lassa fever, Marburg fever or Crimean-Congo fever.

**Radio announcer 2:** These diseases are scary and some can be fatal, but there are also many things you can do to avoid them. And the first is to learn more about them, and that's what we're going to do today!

**Radio announcer 1:** Come on, let's go!

SKIP THE CHOSEN FORMATS

[ENGAGE THE AUDIENCE BY ASKING QUESTIONS AND GIVING THEM A CHANCE TO REACT TO WHAT THEY ARE HEARING]

[GIVE THE RESULTS OF THE COMPETITION/QUIZ IF YOU HAVE ORGANISED ONE]

[CONCLUSION:]

**Radio announcer 1:** Today, we have learned a lot about zoonoses in our region.

**Radio announcer 2:** It was time for our listeners to know a little more about this



disease invisible diseases. which can  
wreak havoc through lack of knowledge.

going to talk about [THE SUBJECT OF THE  
SHOW OF THE!

**Radio announcer 1:** Thank you to all  
our guests for your calls and messages.  
Next week on [DAY] at [TIME] we are



Getty Images ©



# PREVENTION IN THE BUSH

**Radio Production Guide 3:** Prevention of zoonotic diseases in the bush or forest




Getty Images ©

# INTRODUCTION

Animals and humans share a common environment: the planet. Therefore, the health of some affects that of others. When humans are in contact with wild animals, either in their natural environments such as the bush or forest or outside their habitat, they can be exposed to zoonotic diseases such as viral haemorrhagic fevers. Wild animals that can transmit zoonoses are, for example, gorillas, chimpanzees, small apes, duikers, bats, wild ruminants and rodents. As some species can also contract diseases transmitted by humans, which can jeopardise their natural population, it is important to be vigilant when in contact with wildlife.

This guide will help you identify the good practices to be used to better identify and manage the risks of transmission of these diseases at the interface with wild animals, whether during hunting or capture, transport and meat preparation. We will discuss the main preventive measures to be implemented in order to avoid transmitting these diseases to humans, in the forest or the bush, and the resource people who can help you.

This guide should be read as well as the community prevention guide (Guide 4) as hunting and meat preparation activities are intrinsically linked and communities are impacted by hunting activities.



# INFORMATION SHEET

## 1.1 Definitions

**Bush meat:** Bush meat (or game meat) is meat obtained from hunting of wild animals in tropical and subtropical forests for food and non-food purposes, including medicinal purposes.

Source: [FAO](#)

**Animal health surveillance:** It is a systematic process of collecting, analysing and interpreting data (by taking samples of animals from markets or after hunting,

interviews with populations in localities at risk, etc.) to demonstrate the absence or presence of zoonoses. This collection system allows the launch of early warnings before a disease spreads. Source: [WOAH](#)

**Human pressure:** These are the effects of human activities on natural resources and ecosystems, particularly the forests of Central and West Africa (deforestation, crops, etc.).

Source: [World Wide Fund for Nature \(WWF\)](#)

## 1.2 Key messages

1. The bats belong to the forest, leave them there without disturbing them! Even if they are not sick, they can transmit viruses like Ebola to humans through their blood, faeces, urine or saliva. **Together, we can prevent epidemics!**

2. A sick wild animal can be easy prey but not a good meal! **Do not hunt animals that look sick**

**as they may carry viral haemorrhagic fever viruses which are transmissible to humans. Together, we can prevent epidemics!**

3. Never touch or handle the carcasses of wild animals that have died of unknown causes in order to avoid the risk of contaminating yourself and your family members.



### 1.3. Did you know?

Many zoonoses are transmitted to humans through exposure to body fluids and faeces when handling bush meat before cooking. They are often due to poor hygiene or protection conditions during cutting, handling and cooking.

Source: World Health Organization (WHO)



Unregulated trade and exploitation of wildlife have been identified as risk factors for the emergence and spread of diseases.

Source: WOAH



Even if bats carry viruses that are pathogenic to humans, they are key species in the functioning of ecosystems. They play a significant role in plant pollination, seed dispersal and the regulation of insect populations.

Source: WWF




When they are informed of the presence of a suspicious, dead or sick animal, the Veterinary Services or the services in charge of wildlife can:

- take samples to determine the cause of the animal's death;
- put in place precautionary measures to prevent the spread of the disease;
- coordinate their activities with the Human Health Services to minimise the risk of disease transmission from an animal to a person.

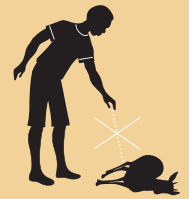


Source: WOAHI



# IF YOU ARE HUNTING ANIMALS IN THE BUSH:

Do not hunt sick animals.



Do not handle dead animals.



Avoid touching wild animals and being in contact with their body fluids. Some animals are healthy carriers of pathogens.



Always report dead animals to Veterinary Services  
or wildlife services.



Avoid interacting with and handling bats as much as possible.  
They are likely to harbour several pathogens that can be dangerous  
to humans.






## IF YOU HANDLE YOUR PREY:



- Protect your hands before handling prey, avoiding direct contact with skin and blood.
- Skin and butcher the prey carefully.
- Always have a disinfectant on you when hunting.
- Wash your hunting clothes and tools with plain soap and water.
- Cover your nose and mouth when handling game.
- When you return from the hunt, immediately wash yourself with soap.





Getty Images ©

# RESOURCES

- EBO-SURSY project tools

<https://rr-africa.woah.org/en/projects/ebo-sursy-en/capacity-building-tools-and-resources/> (prevention sheets)



Getty Images ©

# RADIO PRODUCTION GUIDE



Now that you have all the key information about the subject, you will decide how to address it by choosing an angle. UAn angle is a specific part of the topic or issue related to the theme that you will focus on in your radio show or the format(s) you will create. This allows you to provide your listeners with precise and relevant information on this aspect of the theme in particular.

## ANGLES

- The health risks associated with hunting wild animals.
- Prevention of zoonotic diseases: good attitudes in the bush.
- CHow can community members participate in forest monitoring?
- Bush meat: what are the risks for animals, humans and the environment?
- How to cook bush meat safely.

## CHOOSE AN ANGLE

**GOOD BEHAVIOURS TO ADOPT IN THE BUSH TO PREVENT ZONOTIC DISEASES.**

THERE ARE DIFFERENT WAYS TO TALK ABOUT GOOD BEHAVIOURS FOR THE PREVENTION OF ZONOTIC DISEASES IN THE BUSH (SUB-ANGLES).

- Good hunting practices.
- Good practices in the handling of bush meat.
- Good practices in terms of communication with the Veterinary Services and/or departments in charge of wildlife.

# RADIO FORMATS

Depending on your abilities and your level of interest in the subject, you may decide to dedicate an entire show to the topic or produce just a few radio formats to be inserted into an existing show or between two shows. In this part, we have provided a step-by-step breakdown of the production of the following formats:

- Public service announcement
- Interview
- Vox-pop
- Audio portrait
- Audio commentary

By combining all of these formats, you can create a varied and insightful show on your chosen topic and ask for your listeners' opinions.

## PUBLIC SERVICE ANNOUNCEMENT (PSA)



Purpose of a PSA: communicating the central message to be conveyed, which will have an impact on your community. A PSA lasts for a maximum of 2 minutes (Find the step-by-step process to create a PSA in chapter 6.2 of the guide).

Please find below some examples of Spot scripts on the topic of good bush practices and the key messages above.

### PSA 1

*Footsteps on leaves. Bird calls.*

**Voice 1:** Hey Bob, look, another dead antelope.

**Voice 2:** This is the second time in a week that we have found it, it's weird!

**Voice 1:** Really weird. Fortunately, we decided to not touch it, it may have been killed by a disease.

**Voice 2:** Fortunately, let's not touch it and above all let's alert the wildlife services right away.

**Voice-over:** A sick wild animal can be easy prey, but not a good meal! Do not hunt animals that look sick as they may carry viruses that cause

dviral haemorrhagic fevers that can be transmitted to humans. Together, we can prevent epidemics!

## PSA 2

**Voice 1:** I just reminded the neighbours' kids again not to play near trees and caves that harbour bats. The youngest was about to eat a mango bitten by a bat!

**Voice 2:** But it's not your job, it's that of the environmental services.

**Voice 1:** Not at all. It is the responsibility of all of us to prevent the next outbreak of zoonotic disease! Children do not know all the dangers of the forest.

**Voice 2:** Tu as raison. Et notre communauté se retrouve exposée.

**Voice 1:** Alors informons et surveillons nos enfants pour les protéger contre les maladies mortelles.

**Voice 2:** And this information can also be useful for adults!

**Voice-over:** Bats belong to the forest, leave them there and do not disturb them! Even if they are not sick, they can transmit viruses like Ebola to humans through their body fluids like blood or faeces. **Together, we can prevent epidemics!**

## INTERVIEW



Purpose of the interview: obtaining information from someone with expertise or experience on the subject. Try to limit interviews to around 6 minutes.

À Who are you talking to? A hunter who has always hunted, who depends on hunting to feed his family and who applies the hygiene rules.

Sample interview questions:

- What animals do you hunt?
- Can you describe a typical hunting party?
- Do you know that some wild animals are reservoirs of deadly diseases that can be transmitted to humans?
- What measures do you take when hunting to prevent the risk of transmission of pathogens present in the prey?
- What happens to the meat once it is brought back to the village?
- What relationship do you have with the Veterinary and Environmental Services?
- What messages do you want to convey to other hunters in the region?

## VOX POP



In an interview, a person is asked several questions. In a vox pop, the same question is asked to several people. Answers to a vox pop should be very short (maximum 30 seconds per response). The vox pops will give you an idea of what people think about a topic or issue. This is an interesting format to use at the start of a program to introduce a topic that is causing a debate, before diving deeper.

Examples of questions for a vox pop:

- Do you think hunting can expose people to deadly diseases?
- Do you think eating bush meat can make humans sick?

## AUDIO COMMENTARY



Objective of the audio commentary: getting people's opinion on a subject that is important for them.

Who are you talking to? A representative of the environmental/veterinary services who is describing the different cases of zoonoses he has treated in the bush.

Sample interview questions:

- In the bush, how do you avoid contracting viruses?
- What hygiene measures do you apply while hunting?
- How do you collaborate with the services in charge of wildlife?

## RADIO PORTRAIT



Purpose of a radio portrait: collecting the experience of a first person. The purpose of a radio portraits is often to inspire listeners.

Who are you talking to? For example: a market vendor or restaurant owner who has changed the way she prepares bush meat since a recent outbreak.

Questions to ask the speaker before recording the audio portrait:

- Can you describe your daily life in your hunting activity?
- Can you explain what has changed in your way of handling game and why?
- What advice would you give to other restaurateurs/sellers who do not see the point of these preventive measures?

# HOW TO PRESENT YOUR SHOW



If you decide to produce a full show on the topic, use the formats produced, your research, and the script suggestions below for scripting your show. In this sample script, the show is presented by two radio announcers.

[INTRODUCTION:]

**Radio announcer 1:** Hello everyone, dear listeners. My name is \_\_\_ and I will be your presenter for this special program about the prevention of zoonotic diseases in the bush.

**Radio announcer 2:** Hello everyone, this is \_\_\_\_\_ [Name]. You might be wondering what a zoonotic disease is? It is very simple. It is a disease transmitted from animal to human or from human to animal.

**Radio announcer 1:** Yes, and these diseases are often transmitted to humans by wild animals such as bats, antelopes or monkeys, for example.

**Radio announcer 2:** Ah, you mean bush meat!

**Radio announcer 1:** Exactly. Bush meat is essential for many people who depend on it for food, but it can also be dangerous for our health if precautions are not taken.

**Radio announcer 2:** I did not know. So, let's see how our guests and our reports can shed some light on the matter.

SKIP THE CHOSEN FORMATS

[ENGAGE THE AUDIENCE BY ASKING QUESTIONS AND GIVING THEM A CHANCE TO REACT TO WHAT THEY ARE HEARING]

[GIVE THE RESULTS OF THE COMPETITION/QUIZ IF YOU ORGANISED ONE]

[CONCLUSION:]

**Radio announcer 1:** Today we talked about what we can do to prevent zoonotic diseases in the bush.



**Radio announcer 2:** Thank you to all our guests for your calls and voice notes. Next week on [DAY] at [TIME] we are

going to talk about [THE SUBJECT OF THE SHOW OF THE NEXT WEEK]. Until then, be well!



Unsplash © Mike Arney



# PREVENTION IN THE COMMUNITY

**Radio Production Guide 4:** Prevention of zoonotic diseases in the community



Unsplash © Annie Spratt

# INTRODUCTION

In the previous guide, we focused on zoonoses resulting from contact with wild animals in the forest and the consumption of bush meat. However, forested areas are not the only places where we encounter wild animals, some species venture closer to rural or urban dwellings.

In this guide, we will discuss all the preventive measures that exist to avoid the transmission of these diseases to

humans in villages or cities, as well as the resource people who can help you.

Since hunting and meat preparation activities are inherently linked, and community members are very often involved in hunting activities, Guides 3 and 4 should be read together to better understand all prevention measures in rural and urban areas.



WOAH © Sophie Muset

# INFORMATION SHEET

## 1.1 Définitions

**Slaughter:** means any process that causes the death of an animal by bleeding.

Source: WOAH

**Sanitation:** favourable nature of products for the health of humans and animals.

Source: FAO

## 1.2 Key messages

1. If you find sick or dead domesticated animals in your community, do not touch or eat them! **Watch your children and notify veterinary services or local authorities.** Together, we can prevent epidemics!

2. Always wash your hands and arms with soap and water immediately after being in contact with an animal, even if it appears healthy, because we cannot always see the signs and symptoms of a disease.

3. Small creatures like rats, ticks and mosquitoes transmit fatal diseases to humans. **Protect yourself by avoiding contact as much as possible, practising good hygiene and taking care of pets and domesticated animals.** Together, we can prevent epidemics!



## 1.3 Did you know?

If you find dead animals of unknown cause in your community, here are the things not to do:

- Do not touch them or move them. Because carcasses can still transmit diseases.
- Do not sell or consume them.
- Don't consider the event as trivial or as the will of God.
- Never bury them without the advice of a veterinarian or wildlife officer.



If you handle bush meat, here are the things to do:

- Protect your hands before handling raw meat, avoiding direct contact with blood.
- In the kitchen, handle meat with care and wash your hands with soap between each stage of preparation.
- Separate raw meat from other foods during preparation.
- Cook the meat well before eating it.



**Apply the following rules if you ever share your environment with wild animals:**

- Do not play with wild animals, such as bats and rats. Avoid scratching and coming in contact with the blood, urine and faeces of wild animals such as bats and rats.
- Do not eat fruit eaten by bats.
- Supervise your children and repeat these instructions to them regularly.
- Notify the Veterinary Services or Wildlife Services as soon as you observe sick or dead wild animals.



**The following good hygiene practices can prevent the transmission of zoonoses:**

- Avoid and eliminate stagnant water around dwellings.
- Cut tall grass around dwellings.
- Wear light, loose and long clothing.
- Apply mosquito repellents to exposed parts of the body, if you have access to them.
- Use insecticide-treated mosquito nets for sleeping if you have access to them.
- After an outing in the bush, look for ticks all over your body and remove them with tweezers, if necessary, while taking care not to leave their heads in your skin.

- Protect leftover food and food supplies properly by using containers that rats cannot enter.
- Fill in holes around the house to prevent rats from entering.
- Pick up rubbish and dispose of it in a garbage pit away from dwellings.
- Go to the nearest health centre as soon as possible if you are scratched or bitten by a domestic or wild animal.





# RESOURCES

EBO-SURSY Project tools

<https://rr-africa.woah.org/en/projects/ebo-sursy-en/capacity-building-tools-and-resources/> (prevention sheets)

World Organisation for Animal Health (WOAH)

<https://www.woah.org/en/emerging-and-re-emerging-zoonoses/>



WOAH © Sophie Muset

# RADIO PRODUCTION GUIDE



Now that you have all the key information about the subject, you will decide how to address it by choosing an angle. An angle is a specific part of the topic or issue related to the theme that you will focus on in your radio show or the format(s) you will create. This allows you to provide your listeners with precise and relevant information on this aspect of the theme in particular.

## ANGLES

- What measures can help prevent the transmission of zoonoses?
- Integrated surveillance in my community.
- Surveillance of children to prevent the transmission of zoonoses.
- Ticks, mosquitoes and rats, how to avoid them?

## CHOOSE AN ANGLE

WHAT HYGIENE MEASURES CAN HELP PREVENT THE TRANSMISSION OF ZOOSES?

ARE THERE DIFFERENT WAYS TO TALK ABOUT THE DIFFERENT MEASURES THAT CAN HELP PREVENT THE TRANSMISSION OF ZOONOSES? (SUB-ANGLES).

- What should I do if I find dead wild or domestic animals of unknown causes in my community?
- How do you keep rats and mice out of houses?
- What hygiene measures can help prevent the transmission of zoonoses?
- How can I protect my children against the transmission of zoonoses?

# RADIO FORMATS

Depending on your abilities and your level of interest in the subject, you may decide to dedicate an entire show to a topic or produce just a few radio formats to be inserted into an existing show or between two shows. In this part, we have provided a step-by-step breakdown of the production of the following formats:

- Public service announcement
- Interview
- Vox-pop
- Audio portrait
- Audio commentary

By combining all of these formats, you can create a varied and insightful show on your chosen topic and ask for your listeners' opinions.

## PUBLIC SERVICE ANNOUNCEMENT (PSA)



Purpose of a PSA: communicating the central message to be conveyed, which will have an impact on your community. A PSA lasts for a maximum of 2 minutes (Find the step-by-step process to create a PSA in chapter 6.2 of the guide).

Here are some examples of scripts of hygiene measures to adopt to prevent zoonoses. You will find spots on the topic of prevention in the community and the key messages above.

### PSA 1

*Footsteps on leaves. Bird calls.*

**Voice 1:** Hey Amadou, what are you doing?

**Voice 2:** I am moving our trash can farther from the house to keep the rats away. I also filled in the hole in the kitchen wall.

**Voice 1:** Are you worried about your supplies?

**Voice 2:** Yes, but not only. Did you know that rats can transmit very serious diseases like Lassa fever?

**Voice 1:** No, I did not know!

**Voice off:** Small creatures like rats or ticks can transmit fatal diseases to humans. Protect yourself by avoiding contact as much as possible and using good hygiene practices. Together, we can prevent epidemics!

## PSA 2

**Voice 1:** What a good hunt today! My hunter friend gave me a whole monkey. Marie, can you skin and cook this monkey?

**Voice 2:** Yes, Dad, right away!

**Voice 1:** Do not forget the basic rules of hygiene!

**Voice 2:** Yes, I know! First, I need to protect my hands so as to not touch raw meat, blood or excrements! Then, I will cook the meat well and wash my hands with soap afterwards!

**Voice 1:** And finally?

**Voice 2:** Never prepare or eat bats!

**Voice 1:** Exactly!

**Voice off:** Bush meat can be eaten provided you take all the necessary precautions! Protect your hands before handling raw meat by avoiding direct contact with blood, wash your hands with soap between each stage and cook the meat well.

## INTERVIEW



**Purpose of the interview:** obtaining information from someone with expertise or experience on the subject. Try to limit interviews to around 6 minutes.

**Who are you talking to?** A health worker who educates families about hygiene and protection against ticks, mosquitoes and rats.

**Sample interview questions:**

- Can you explain to us the basic hygiene rules that can help prevent zoonoses?
- What is the hygiene situation in our community? How does the hygiene situation affect livestock?
- What advice can you give to women and men?

You can also invite more than one person to the studio for a round table on the subject. In this case, be sure to choose guests who have complementary experience or expertise on the subject. For example, for this program on good hygiene practices in the

community, you can invite both a mother who applies these good practices and a nurse from the health centre who has seen the drop in the number of cases of infection with zoonoses since the start of information campaigns.

## VOX POP



In an interview, a person is asked several questions. In a vox pop, the same question is asked to several people. Answers to a vox pop should be very short (maximum 30 seconds per response).

The vox pops will give you an idea of what people think about a topic or issue. This is an interesting format to use at the start of a program to introduce a topic that is causing a debate before diving deeper.

Examples of questions for a vox pop:

- Do you know the hygiene measures to apply to prevent zoonoses in our community?
- What is the importance of treating livestock in the fight against zoonoses?
- Do you know how to remove a tick from yourself or your child?

## AUDIO COMMENTARY



Objective of an audio commentary: getting people's opinions on a subject that is important to them. Who are you talking to? Ask a community member what they think about the importance of the community's role in preventing zoonotic diseases.

- How can we ensure the good management of our breeding?
- Why is it important to have your animal checked by the veterinarian before slaughter?
- How do we prevent rats and mice from entering our homes?

## RADIO PORTRAIT



Purpose of a radio portrait: collecting the experience of a first person. The purpose of radio portraits is often to inspire listeners.

Who are you talking to? For example, portray a mother who explains why she raises awareness in the people around her.

Questions to ask the speaker before recording the audio portrait:

Can you describe your daily work to us? When and why did you decide to get involved in this community outreach campaign on zoonoses?

- What do you actually do?
- What results have you obtained?
- What advice would you give to people who would like to get involved in protecting the community?

# HOW TO PRESENT YOUR SHOW



If you decide to produce a full show on the topic, use the formats produced, your research, and the script suggestions below for scripting your show.

[INTRODUCTION:]

**Radio announcer 1:** Hello everyone, dear listeners. Je m'appelle \_\_\_\_ My name is \_\_\_\_\_ and I will be your presenter for this special program about the prevention of zoonotic diseases in our community.

**Radio announcer 2:** Hello everyone, this is \_\_\_\_\_ [Name] and I will also be there to help you remember all the key instructions.

**Radio announcer 1:** Yes, in fact, it is not that difficult to prevent the transmission of zoonoses when you apply a few simple

rules like having a good daily hygiene, not handling bush meat without precautions and protecting yourself against rats, ticks and mosquitoes.

**Radio announcer 2:** You see, I didn't know that rats, ticks and mosquitoes could also transmit certain zoonoses. I thought it was just large wild animals.

**Radio announcer 1:** We will talk more about this with our guests, and we will also talk about other good practices that will help you become champions in the fight against zoonoses.

**Radio announcer 2:** Great, so here we go!  
SKIP THE CHOSEN FORMATS

[ENGAGE LISTENERS BY OPENING THE LINES (PHONE, SMS, WHATSAPP, SOCIAL MEDIA) AND GIVING THEM A CHANCE TO REACT TO WHAT THEY HEAR]

[GIVE THE RESULTS OF THE COMPETITION/QUIZ IF YOU ORGANISED ONE]

[CONCLUSION:]

**Radio announcer 1:** aujourd'hui, nous avons décrit toutes les bonnes pratiques qui permettent d'éviter la transmission des zoonoses dans la communauté.

**Radio announcer 2:** Actually, it's mostly common sense. And even if it sometimes involves changing your behaviour, I think it's worth it!

**Radio announcer 1:** Thank you to all our guests for your calls and messages. Next week on [DAY] at [TIME] we are going to talk about [THE SUBJECT OF THE SHOW OF THE NEXT WEEK]. Until then, take care!







# MONITORING AND MANAGEMENT OF ZOONOSES

**Radio Production Guide 5:** Monitoring and management of zoonoses



Getty Images ©

# INTRODUCTION

A zoonosis is a disease that can be transmitted from an animal, whether wild or domestic, to humans and vice versa. In our previous guides, we have described the connections between human and animal health and some zoonotic diseases that may be present in the Democratic Republic of Congo and the Republic of Guinea. We also talked about means of prevention against zoonotic diseases at

the wildlife interface: in the forest, in the bush or in communities. This final guide details community-based surveillance and what you can do to help identify potential warning signs because it's important to protect yourself, your family and your community.



# INFORMATION SHEET

## 1.1 Definitions

**Community-based surveillance:** an active process of community participation in the detection, notification, response and monitoring of health events in the community.

Source: WOAHA

**Multisectoral:** involves more than one sector working together on a common program or response to an event. The term “multisectoral” does not always mean that the public health, animal health and environmental health sectors are engaged in joint activities, such as is the case with the “One Health” approach.

Source WOAHA

**Response:** activities undertaken in response to a zoonosis from increased surveillance to full emergency response. Source: WOAHA

**Surveillance:** A systematic and ongoing collection, analysis and interpretation of data necessary for the planning, implementation and evaluation of zoonoses. Source: WOAHA

**Suspicious case:** any person or animal, living or dead, showing or having shown symptoms of a disease. Source: WHO

**Confirmed case:** any suspect case confirmed positive by a laboratory. Source: WHO

## 1.2 Key messages

1. If you notice any unusual behaviour (signs of illness or suspicious death) in your animals or wild animals, inform the livestock or wild animal services or the local authorities as soon as possible and

scrupulously follow their advice and recommendations to protect you and your livestock. **All together, we can prevent and avoid the spread of epidemics!**

2. Families can play a key role in epidemiological surveillance. If you notice several symptoms such as fever and a headache, abdominal or muscle pain or difficulty breathing and hemorrhagic discharge, alert the health services as soon as possible. **All together, we can prevent and avoid the spread of epidemics!**

3. In times of epidemics affecting humans or animals, listening to and observing the advice of human or animal health professionals can save us as well as our livestock. **All together, we can prevent and avoid the spread of epidemics!**



### 1.3 Did you know?

#### The importance of community surveillance

- Epidemiological surveillance is a particularly important tool in the fight against zoonotic diseases. In the community, this surveillance must be performed at the level of herds, wildlife and the human community. It helps to identify and report community deaths, rumours of illnesses and confirmed cases, as well as any other unusual event.
- To be effective, the surveillance action must involve all the actors of the community: highly qualified professionals (religious leaders, traditional leaders or political leaders), health officials, midwives, community health workers,, nature conservationists, hunters, breeders, lumberjacks, traditional healers, veterinarians, teachers, pharmacists, etc.
- It is important to quickly report any suspected case of disease or potentially dangerous event to human health, animal health or environmental services officers to allow the rapid implementation of precautionary measures.


The management of confirmed cases is the responsibility of the health authorities. It is important that families and the community collaborate with health workers and local authorities to ensure care that is safe for the community.

In the event of the death of the confirmed case, a safe burial (properly cover the remains and limit the number of people participating in the burial) must be organised with the collaboration of the family and the community.

A single suspect case of haemorrhagic fever is sufficient to issue an alert, while a single laboratory-confirmed case is sufficient to declare an epidemic.



Source: WHO



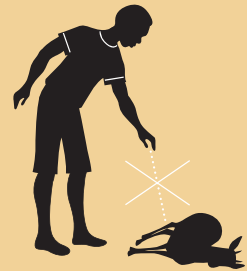
**After eating bush meat or coming into contact with sick or dead wild or domestic animals:**

- pay particular attention to changes in your state of health,
- self-isolate as soon as symptoms appear,
- contact the health worker or the epidemic department to explain the symptoms and the possible origin,
- Go to the health centre if these services cannot be reached,
- At the health centre, avoid contact with other people.



**If a suspect case is reported in the community:**

- avoid coming into contact with the suspect case without stigmatising them,
- support the family of the suspect case (moral and material support).




**If a confirmed case is reported in the community:**

- strictly observe the recommendations of human and animal health workers,
- inform and supervise your children and family,
- work with health workers to identify contact cases and place them in isolation,
- support the family of the confirmed case.



**In the event of the death of a confirmed case:**

- organise a safe and discreet burial,
- limit condolence visits.





Getty Images ©




# RESOURCES

EBO-SURSY Project tools

<https://rr-africa.woah.org/en/projects/ebo-sursy-en/capacity-building-tools-and-resources/> (sheets on community surveillance)

Integrated disease surveillance and response in the African region

[https://www.afro.who.int/publications/technical-guidelines-integrated-disease-surveillance-and-response-african-region-third-Guidelines-2010\\_French\\_final.pdf](https://www.afro.who.int/publications/technical-guidelines-integrated-disease-surveillance-and-response-african-region-third-Guidelines-2010_French_final.pdf)



# RADIO PRODUCTION GUIDE



Now that you have all the key information about the subject, you will decide how to address it by choosing an angle. An angle is a specific part of the topic or issue related to this theme that you will focus on in your radio show or the format(s) you will create. This allows you to provide your listeners with precise and relevant information concerning this aspect of the theme in particular.

## ANGLES

- What is an epidemic?
- How to monitor the appearance of an epidemic?
- Community-based surveillance of the diseases.
- The role of the "One Health" platform in raising awareness.
- How do I participate in community surveillance?
- Integrated community-based surveillance, how does it work?
- Success of integrated community-based surveillance.

## CHOOSE AN ANGLE

COMMUNITY-BASED SURVEILLANCE OF EPIDEMICS.

THERE ARE DIFFERENT WAYS TO TALK ABOUT THIS SUBJECT (SUBANGLES).

- What is epidemiological surveillance?
- Why organise epidemiological surveillance in the community?
- What is the role of the "One Health" platform in raising awareness?
- How is community-based surveillance of diseases organised?
- Epidemiological surveillance: good practices in the community.

# RADIO FORMATS

Depending on your abilities and your level of interest in the subject, you may decide to dedicate an entire show to the topic or produce just a few radio formats to be inserted into an existing show or between two shows. In this part, we have provided a step-by-step breakdown of the production of the following formats:

- Public service announcement
- Interview
- Vox-pop
- Audio portrait
- Audio commentary

By combining all of these formats, you can create a varied and insightful magazine show about your chosen topic and ask for your listeners' opinions.

## PUBLIC SERVICE ANNOUNCEMENT (PSA)



Purpose of the PSA: communicating the central message to be conveyed, which will have an impact on your community. A PSA lasts for a maximum of 2 minutes (Find the step-by-step process to create a PSA in chapter 6.2 of the guide).

Here are some examples of scripts about hygiene measures to adopt to prevent zoonoses. You will find spots concerning the topic of prevention in the community below and the key messages above.

### PSA 1

**Voice 1:** Hey Amina, who are you calling?

**Voice 2:** The traditional healer. My husband has not been well for two days.

**Voice 1:** Oh really? But what is wrong with him?

**Voice 2:** He has fever, a headache and abdominal pain. It's probably chronic fatigue.

**Voice 1: Beware Amina!** Did he go somewhere before getting sick?

**Voice 2:** Yes, he took part in a bat hunting party.

**Voice 1:** I think the health worker should be informed. His symptoms may be those of a serious illness such as haemorrhagic fever.

**Voice 2:** Really? What do I have to do?

**Voice 1:** Let's inform the health worker and put your husband in isolation until we see learn more.

**Voice off:** Help detect the next outbreak! Families play a central role in epidemiological surveillance. If you notice several symptoms such as fever as well as headaches, abdominal or muscle pain or abnormal bleeding, alert the health services as soon as possible.

## PSA 2

**Voice 1:** Hello Pasteur. I have come to see you because people are heartless.

**Voice 2:** What's going on, my brother?

**Voice 1:** My friend Tony is sick, and the health workers have decided to place me in quarantine. How am I going to feed my family? I refuse and am asking for your support.

**Voice 2:** No, my brother. Tony has a viral haemorrhagic disease, and if you have been in contact with him, it is better to go into quarantine to protect your family and your community.

**Voice 1:** But my family is going to starve.

**Voice 2:** No, my brother. By going into quarantine, you are helping the community, and we will take care of your family.

**Voice off:** By collaborating with human and animal health workers in the management of suspect and confirmed cases, we can protect our community. **Everyone can help contain an epidemic!**

## INTERVIEW



Purpose of the interview: obtaining information from someone with expertise or experience on the subject. Try to limit interviews to around 6 minutes.

Who are you talking to? The local veterinarian.

Sample interview questions:

- Can you tell us why it is important for our community members to be involved in monitoring and managing new outbreaks?

- Concretely, what should community members do about disease surveillance and management in both humans and animals?
- Why is it important to self-quarantine or place your animals in quarantine?
- What advice can you give to our community?
- We live with the cattle, and you seem to say there is a disease risk. Can you explain the risks and how to prevent them?
- Can you describe the different components of integrated community surveillance and the roles of each member?
- Do you have a concrete example of a recent community alert?

You can also invite several people to the studio for a round table discussion on the subject. In this case, be sure to choose guests who have complementary experience or expertise on the subject. For example, for this program on good hygiene practices in the community, you can invite both a mother who applies these good practices and a nurse from the health centre who has seen a drop in the number of cases of infection by zoonoses since the start of information campaigns.

### VOX POP



In an interview, a person is asked several questions. In a vox pop, the same question is asked to several people. Answers to a vox pop should be very short (maximum 30 seconds per response).

The vox pops will give you an idea of what people think about a topic or issue. This is an interesting format to use at the start of a program to introduce a topic that is causing a debate before diving deeper.

Examples of questions for a vox pop:

- Do you know why it is important to self-isolate after being exposed to a person or animal with haemorrhagic fever?
- Do you know what is recommended if a suspect case is reported in the community?

### AUDIO COMMENTARY



Objective of an audio commentary: getting people's opinions on a subject that is important to them.

Who are you talking to? Ask a community member what they think about the importance of the community's role in preventing zoonotic diseases.

Sample questions:

- How can animal disease surveillance help fight disease outbreaks?
- How can community members contribute to zoonotic disease surveillance?
- What is the process for alerting and reporting suspicious events in the community?

## RADIO PORTRAIT




Le but du portrait radio: Purpose of a radio portrait: collecting the experience of a first person. The purpose of radio portraits is often to inspire listeners.

Who are you talking to? For example, profile a community whistle blower who explains why they are involved.

Questions to ask the speaker before recording the audio portrait:

- Can you tell us your story? How did you and your family experience your disease?
- What motivated your voluntary involvement in health?
- What advice can you give to members of our community?





WOAH © Brian Vale Urie

# HOW TO PRESENT YOUR SHOW



If you decide to produce a full show on the topic, use the formats produced, your research, and the script suggestions below for scripting your show. In this sample script, the show is presented by two hosts.

[INTRODUCTION:]

**Radio announcer 1:** Hello everyone, dear listeners. My name is \_\_\_\_\_ and I will be your presenter for this special program about the surveillance of zoonotic diseases in our community.

**Radio announcer 2:** Hello everyone, this is \_\_\_\_\_ [Name] and I will also be there to help you remember all the key instructions.

**Radio announcer 1:** Yes, in fact, it is not that difficult to prevent the transmission of zoonoses when you apply a few simple rules like having a good daily hygiene, not handling bush meat without precautions and protecting yourself against rats, ticks and mosquitoes. etc. But in the event of an outbreak, everyone's cooperation is necessary to quickly contain the epidemic.

**Radio announcer 2:** You see, I believed that epidemics were a punishment from

God, and nobody could do anything about them. So, we must take action to contain them?

**Radio announcer 1:** Absolutely.. We will talk more about this with our guests, and we will also talk about other good practices that will help you become champions in the fight against epidemics.

**Radio announcer 2:** Great, so here we go!

SKIP THE CHOSEN FORMATS

[ENGAGE AUDITORS BY OPENING THE LINES (PHONE, SMS, WHATSAPP, SOCIAL MEDIA) AND GIVING THEM A CHANCE TO REACT TO WHAT THEY ARE HEARING]

[GIVE THE RESULTS OF THE COMPETITION/QUIZ IF YOU ORGANISED ONE]

[CONCLUSION:]



**Radio announcer 1:** Today we have described all the good practices that help fight outbreaks in the community. And remember, together, we can prevent and contain outbreaks!

**Radio announcer 2:** Actually, it's mostly common sense. And even if it sometimes involves changing your behaviour, I think it's worth it!

Radio announcer 1: Thank you to all our guests for your calls and messages. Next week on [DAY] at [TIME] we are going to talk about [THE SUBJECT OF THE SHOW OF THE NEXT WEEK].Until then, take care!



JGI Canada © S. Muset

This image is not an endorsement for the handling of wildlife, the people seen in this photo are trained professionals.

# APPENDICES

## I. Guinea Stakeholders

All organisations listed below are involved in the fight against zoonotic diseases in Guinée. They represent different possibilities for speakers that you may contact for your programs.

SECTOR	SUB SECTOR 1	SUB SECTOR 2	NAME OF THE STAKEHOLDER	TYPE OF THE STAKEHOLDER
Health	Human health	Laboratory	Institut Pasteur Guinée	Government
Health	Human health	Laboratory	CERFIG	Government
Nutrition	Human health	Animal health	FAO-ECTAD	International organisation
Health	Human health	Laboratory / research	IRD	Research Institute
Health	Human health	Ecological monitoring/ surveillance	CIRAD	Research Institute
Health	Human health	Communication	Breakthrough Action	John Hopkins University Project
Health	One Health	Coordination / collaboration	One Health national platform	Government
Health	One Health	Coordination/ collaboration	One Health regional platform	Government
Health	One Health	Coordination/ collaboration	One Health prefectural and community platform	Government

ORDER	C GEOGRAPHIC COVERAGE	REGION NAME (IF COVERAGE IS REGIONAL)	RELEVANCE OF THE ORGANISATION	DESCRIPTION (DOMAIN/THEME/ACTIVITIES)
	National	NA	Very high	Research and development of tests and vaccines, diagnostic capacity
	National	NA	Very high	Biological and anthropological research, diagnostic capacity and investigation of provincial wildlife
on	National	NA	Very high	Support to Veterinary Services
	National	NA	Very high	Research and development of laboratory capacities
	National	NA	Very high	Research, reinforcement of the community surveillance network
y	National	NA	Very high	Research and support in communication for change
	National	NA	Very high	Coordination of actions and awareness
	Regional	Nzérékoré	Very high	Coordination of actions and awareness
	Communautaire	Nzérékoré. Lola, Youmou, Bayla, Macenta	Very high	Coordination of actions and awareness

SECTOR	SUB SECTOR 1	SUB SECTOR 2	NAME OF THE STAKEHOLDER	TYPE OF THE STAKEHOLDER
Health	Human health	Prevention	National health security agency	Government
Environment	Wildlife and forest	Conservation	Wildlife directorate	Government
Health	Animal health	Veterinary Services	Regional livestock inspectorate	Government
Health	Animal health	Veterinary Services	Prefectural livestock inspection	Government
Health	Animal health	Veterinary Services	Sub-prefectural livestock service	Government
Environment	Wildlife and forest	Environmental protection	Regional environmental inspection	Government
Environment	Wildlife and forest	Environmental protection	Prefectural environmental inspection	Government
Health	Human health	Prevention	Community health worker	Local community
Health	Animal health	Prevention	Community livestock officer	Local community
Environment	Wildlife and forest	Environmental protection	Community environmental officer	Local community
Health	Human health	Prevention	Regional health inspection	Government
Health	Human health	Prevention	Prefectural health inspection	Government
Nutrition	Meat industry	Hunting	Association of hunters	Professional association
Media	Private radio	Generalist radio	Radio Djoma Medina	Private sector

DER	C GEOGRAPHIC COVERAGE	REGION NAME (IF COVERAGE IS REGIONAL)	RELEVANCE OF THE ORGANISATION	DESCRIPTION (DOMAIN/ THEME/ACTIVITIES)
	National	NA	High	Prevention and management of epidemics
	National	NA	Very high	Wildlife management and protection
	Regional	Nzérékoré	Very high	Capacity building for veterinarians, epidemic management and awareness-raising
	Regional	Nzérékoré. Lola, Youmou, Bayla, Macenta	Very high	Capacity building for veterinarians, control and awareness-raising
	Communal	Sub-prefecture	Very high	Veterinary care, control in slaughterhouses and awareness-raising
	Regional	Nzérékoré	Very high	Environmental management and nature protection
	Communal	Nzérékoré. Lola, Youmou, Bayla, Macenta	Very high	Environmental management and nature protection
	Communal	Village	Very high	Awareness-raising, monitoring and warning
	Communal	Village	Very high	Awareness-raising, monitoring and warning
	Communal	Village	Very high	Awareness-raising, monitoring and warning
	Regional	Nzérékoré	Very high	Prevention and health management
	Communal	Nzérékoré. Lola, Youmou, Bayla, Macenta	Very high	Prevention and health management
on	Communal	NA	Very high	Advocacy and prevention
	Regional	Nzérékoré	Very high	Information and communication Raising awareness among the population

SECTOR	SUB SECTOR 1	SUB SECTOR 2	NAME OF THE STAKEHOLDER	TYPE OF THE STAKEHOLDER
Media	Communal radio	Generalist radio	Radio Baobab	Private sector
Media	Private radio	Generalist radio	Radio Liberté	Private sector
Media	Private radio	Generalist radio	Radio Pacifique	Private sector
Media	Private radio	Generalist radio	Radio Emergence	Private sector
Media	Private radio	Generalist radio	Radio Espace	Private sector
Media	Private radio	Generalist radio	Radio Rurale Yomou	Private sector
Media	Private radio	Generalist radio	Radio Rurale Nzérékoré	Private sector
Media	Public radio	Generalist radio	Radio Rurale Lola	Private sector
Media	Private radio		Association of radio professionals	Professional association

ORDER	C GEOGRAPHIC COVERAGE	REGION NAME (IF COVERAGE IS REGIONAL)	RELEVANCE OF THE ORGANISATION	DESCRIPTION (DOMAIN/ THEME/ACTIVITIES)
	Regional	Nzérékoré	Very high	Information and communication Raising awareness among the population
	Regional	Nzérékoré	Very high	Information and communication Raising awareness among the population
	Regional	Nzérékoré	Very high	Information and communication Raising awareness among the population
	Regional	Nzérékoré	Very high	Information and communication Raising awareness among the population
	Regional	Nzérékoré	Very high	Information and communication Raising awareness among the population
	Community	Yomou	Very high	Information and communication Raising awareness among the population
	Community	Nzérékoré	Very high	Information and communication Raising awareness among the population
	Community	Lola	Very high	Information and communication Raising awareness among the population.
n	Regional	Nzérékoré	High	Promoting and defending of the interests of media players

# ANNEXES

## II. RDC Stakeholders

The organisations listed below are involved in the fight against zoonotic diseases in the Democratic Republic of Congo. They represent as many interlocutors to contact for your programs.

SECTOR	SUB SECTOR 1	SUB SECTOR 2	NAME OF THE STAKEHOLDER	TYPE OF THE STAKEHOLDER
Health	Health animale	Surveillance	ECTAD ( FAO)	International organisation
Environment	Nature	Conservation	ICCN	Government
Health	Health humaine	Soins de santé	Provincial health inspection	Government
Health	Health humaine	Soins de santé	Bikoro Health Zone Central Office	Government
Health	Health animale	Veterinary services	National Epidemic Surveillance Service / Ministry of Fisheries and Livestock	Government
Health	Health humaine	Laboratory	INRB	Government
Media	Communal radio	Generalist radio	APEE	National NGO



C GEOGRAPHIC COVERAGE	REGION NAME (IF COVERAGE IS REGIONAL)	RELEVANCE OF THE ORGANISATION	DESCRIPTION (DOMAIN/ THEME/ACTIVITIES)
National		Very high	Surveillance, funding and political support
National		Very high	Protection and monitoring of fauna and flora
Regional	Equateur Province	Very high	Exercise the functions of control and inspection at the provincial level
Regional	Bikoro Health Zone	Very high	Planning and implementation of primary healthcare strategy
National		Very high	Monitoring and warning
National		Very high	It is a multidisciplinary institute with great experience in identifying, treating, and preventing diseases in the DRC.
National		Very high	Action for the promotion and supervision of children

Environment	Wildlife and forest	Hunting	Environment and Sustainable Development Department / Bikoro Territory	Government
SECTOR	SUB SECTOR 1	SUB SECTOR 2	NAME OF THE STAKEHOLDER	TYPE OF THE STAKEHOLDER
Nutrition	Meat industry	Hunting	Bikoro Central Market	Government
Nutrition	Health humaine	Prevention	Coordination of support for women's NGOs in Equator	OCB
Environment	Wildlife and forest	Environmental protection	Provincial fisheries and livestock inspection	Government
Media	Public radio	Generalist radio	Congolese National Radio Television/Equator"	Government
Media	Communal radio	Generalist radio	Radio Muana	National NGO
Media	Communal radio	Generalist radio	Radio Soleil Levant	National NGO
Media	Private radio	Generalist radio	Radio Zoé	Private sector
Media	Private radio	Generalist radio	Radio Liberté	Private sector
Media	Communal radio	Generalist radio	AMACEQ	National NGO
Health	Health animale	Veterinary services	Dr. Vincent Bonkela (Médecin vétérinaire)	Government

C GEOGRAPHIC COVERAGE	REGION NAME (IF COVERAGE IS REGIONAL)	RELEVANCE OF THE ORGANISATION	DESCRIPTION (DOMAIN/THEME/ACTIVITIES)
Regional	Bikoro	Very high	Wildlife management and protection
Regional	Bikoro	Very high	Coordination of purchasing and selling activities of everyday consumer goods at the Bikoro market
Regional	Equator	Very high	Organisation bringing together associations for the promotion of women's rights in the province of the Equator.
Regional	Equator	Very high	Awareness-raising, monitoring and warning
Regional	Equator	High	Public radio
Regional	Mbandaka	High	Communal radio
Regional	Mbandaka	High	Confessional radio belonging to a revivalist church. It broadcasts from Mbandaka and offers a generalist programme
Regional	Mbandaka	High	Confessional radio belonging to a revivalist church. It broadcasts from Mbandaka and offers a generalist programme
Regional	Bikoro	High	Commercial radio owned by a political actor
Regional	Equateur Province	High	Association of associative and community media of Equator province
National		High	A travaillé pour ECTAD de 2016 à 2020 dans la coordination des activités contre les zoonoses.

Nutrition	Meat industry	Meat trade	Mosala lobiko Association	OCB
SECTOR	SUB SECTOR 1	SUB SECTOR 2	NAME OF THE STAKEHOLDER	TYPE OF THE STAKEHOLDER
Nutrition	Health humaine	Prevention	Family and child service	Government
Media	Private radio	Generalist radio	Radio Téléma	Private sector
Health	One Health	Veterinary services	"One Health" platform	



C GEOGRAPHIC COVERAGE	REGION NAME (IF COVERAGE IS REGIONAL)	RELEVANCE OF THE ORGANISATION	DESCRIPTION (DOMAIN/THEME/ACTIVITIES)
Regional	Bikoro	High	Association for the promotion of entrepreneurship
Regional	Bikoro	High	Protection and promotion of the status of women, children and the family, empowerment of women and young girls, fight against gender-based
Regional	Bikoro	Moyenne	Commercial radio owned by a political actor
National		Very low	Coordination of actions and awareness against zoonoses



Unsplash © Ben Koorengel



Organisation mondiale  
de la santé animale  
Fondée en tant qu'OIE

eboSURSY



CHILDREN'S RADIO  
FOUNDATION