




**Aquatic Code Chapter 1.4. contents:**

- Pathways to demonstrate freedom from disease
- Maintenance of disease free status
- Design of surveillance programmes to demonstrate freedom from disease
- Specific requirements for complex non-survey data sources for freedom from disease
- Surveillance for distribution and occurrence of disease
- Examples of surveillance programmes



**More detailed technical guidance has recently been produced by the OIE Ad hoc Group on Aquatic Animal Health Surveillance**




**New OIE publication**

- **Guide for Aquatic Animal Health Surveillance**

Prepared by:

Flavio Corsin  
Marios Georgiadis  
Larry Hammel  
Barry Hill

Published December 2009.



<b>Chapter 1</b>	<b>General introduction</b>	<b>1</b>
	Purposes of aquatic animal health surveillance	1
	Surveillance versus surveys	2
	Surveillance versus monitoring	2
	Surveillance methodologies	3
	Demonstrating the absence of disease or infection	3
	Determining the occurrence or distribution of endemic disease or infection, including changes to their incidence or prevalence	4
	Deciding which diseases to subject to surveillance	4
<b>Chapter 2</b>	<b>Pathogen transmission in the aquatic environment</b>	<b>5</b>
	Transmission mechanisms	5
	Routes of pathogen transmission among aquatic animals	5
	Pathogen transmission in aquaculture	6
	Transmission between farmed and wild aquatic animals	6
<b>Chapter 3</b>	<b>Populations</b>	<b>8</b>
	The concept of populations	8
	Host factors affecting population definitions	10
	Epidemiological units	11
	Zones and compartments	11
	Clustering	13
	Target population	14
	Susceptibility of host species	14

<b>Chapter 4</b>	<b>General design considerations</b>	<b>16</b>
	Types of surveillance system	16
	Background information requirements	18
	Prioritisation of resources	19
	Sources of data	20
	Case definition	20
	Surveillance and denominator-based information	21
<b>Chapter 5</b>	<b>Diagnostic tests</b>	<b>22</b>
	Test sensitivity and specificity	22
	Predictive value of a test	23
	Factors that affect test sensitivity and specificity	24
	Estimation of test sensitivity and specificity	24
	Serological tests	25
	Testing using pooled samples	26
	Observation of clinical signs and productivity as a diagnostic test	26
	Testing in multiple laboratories	27
	Use of molecular techniques for confirmatory testing and diagnosis	27

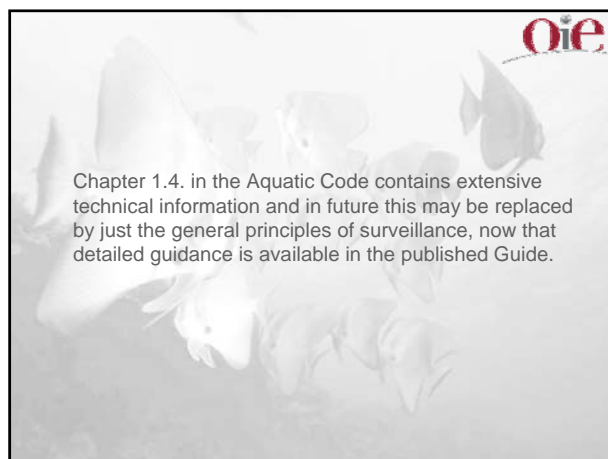
*Guide for Aquatic Animal Health Surveillance* i8

<b>Chapter 6</b>	<b>Sampling considerations for surveillance</b>	<b>28</b>
	General considerations	28
	Sampling strategies	28
	Non-probability sampling methods	29
	Probability sampling	31
	Clustering of disease and selection bias	32
	Cluster and multi-stage sampling	32
	Summary of valid sampling for disease and production	33
	Sampling units	34
	Sample size considerations	34
<b>Chapter 7</b>	<b>Flow of information and tools/methods</b>	<b>37</b>
	Data and information flow	37
	Registration of units	37
	Collecting health data and information	37
	Recording health data	39
	Flow of information through the system	40
	Reporting from laboratories	41
<b>Chapter 8</b>	<b>Data management</b>	<b>43</b>
	General considerations	43
	Diagnostic laboratory sources of data	44
	Under-reporting of data in voluntary system	44
	Data validation	44
	Detection of new diseases	44
	Disease frequency estimation	45

<b>Chapter 9</b>	<b>Statistical aspects</b>	<b>46</b>
	Expertise required	46
	Quantifying uncertainty	46
	Statistical inference	46
	Statistical hypothesis testing	46
	Statistical estimation	47
	Assumptions	48
	Surveillance to support claims of disease freedom	48
	Disease prevalence	48
	Sensitivity of the surveillance system	49
	Analysis of data	50
	Other data sources	54
	Surveillance to describe disease occurrence	55
	Estimating disease prevalence using imperfect diagnostic tests	56
	WinPEPI	57
<b>Chapter 10</b>	<b>Responsibilities and resources</b>	<b>59</b>
	Roles and responsibilities	59
	Capacity building	61
	Allocation of resource	62

<b>Chapter 11</b>	<b>Response to surveillance information</b>	<b>65</b>
	Information dissemination	65
	International reporting	65
	Eradication	65
	Zoning	66
	Evidence collection and outbreak investigations	66
	Research	66
	Aquatic animal health management practices	67
	Modification to the surveillance system	67
	Health certification and quarantine	68
	Diagnostics	68
	Contingency plans	68
	Risk analysis	69
	Policy and legal frameworks	69
<b>Chapter 12</b>	<b>Monitoring and evaluation</b>	<b>70</b>
	Flexibility of surveillance	70
	Sensitivity and specificity of surveillance programmes	70
	Component testing	71
	Timeliness	72
	Cost efficiency	72
	Ability for external audit and verification	73
<b>Chapter 13</b>	<b>Special design considerations for surveillance of wild, ornamental and sessile aquatic organisms</b>	<b>74</b>
	Wild populations	74
	Ornamental aquatic animals	75
	Sessile organisms	76

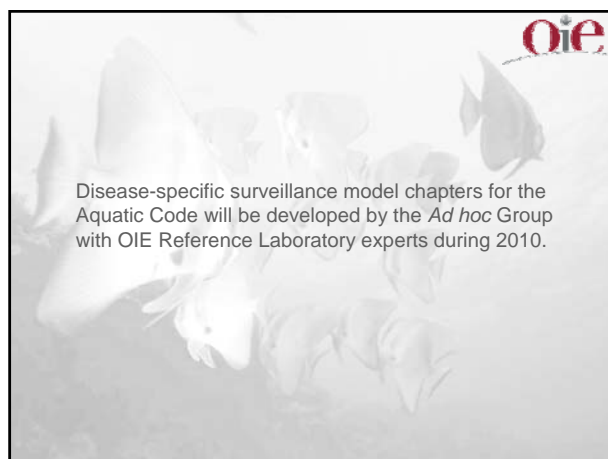
<b>Chapter 14</b>	<b>Improving evidence to support the design and performance of surveillance systems</b>	<b>78</b>
	Evidence-based policy decisions	78
	Considerations for assessment	78
	Coordination, responsibilities and funding	79
	Conflict with end-users	79
<b>Appendices</b>		<b>81</b>
1	Establishing a passive surveillance system	82
2	One-stage structured survey (farm certification)	90
3	Two-stage structured survey (national freedom)	94
4	Spatial sampling and the use of tests with imperfect specificity	98
5	Example record sheet for aquatic animal health officers	101
6	Example formats of pond level information records (partial 'pond book')	103
	<i>References and further reading</i>	<i>107</i>
	<i>Software</i>	<i>108</i>
	<i>Index</i>	<i>109</i>




Chapter 1.4. in the Aquatic Code contains extensive technical information and in future this may be replaced by just the general principles of surveillance, now that detailed guidance is available in the published Guide.



**Next step is to develop surveillance guidelines specific to individual diseases**




Disease-specific surveillance model chapters for the Aquatic Code will be developed by the *Ad hoc* Group with OIE Reference Laboratory experts during 2010.



**Disease-specific surveillance model chapters**

- **Viral haemorrhagic septicaemia (fish)**  
Niels Olesen + Larry Hammell
- **Infection with *Bonamia ostreae* (mollusc)**  
Isabelle Arzul + Marios Georgiadis
- **White spot disease (crustacean)**  
Grace Lo + Flavio Corsin



The 3 draft model chapters will be considered by the AAHSC at its meeting in October 2010 and then sent to Members for comment.

Member comments will be discussed by AAHSC, and the Ad hoc group with experts, and amendments made as necessary.

Final agreed versions will be submitted for adoption at the following OIE General Session.

Once adopted, the chapters will appear in the version of the Aquatic Code published that year.



After which, consideration will need to be given to preparing specific chapters for other listed diseases.



**Thank you for your attention**

