

PVS Pathway missions preparation

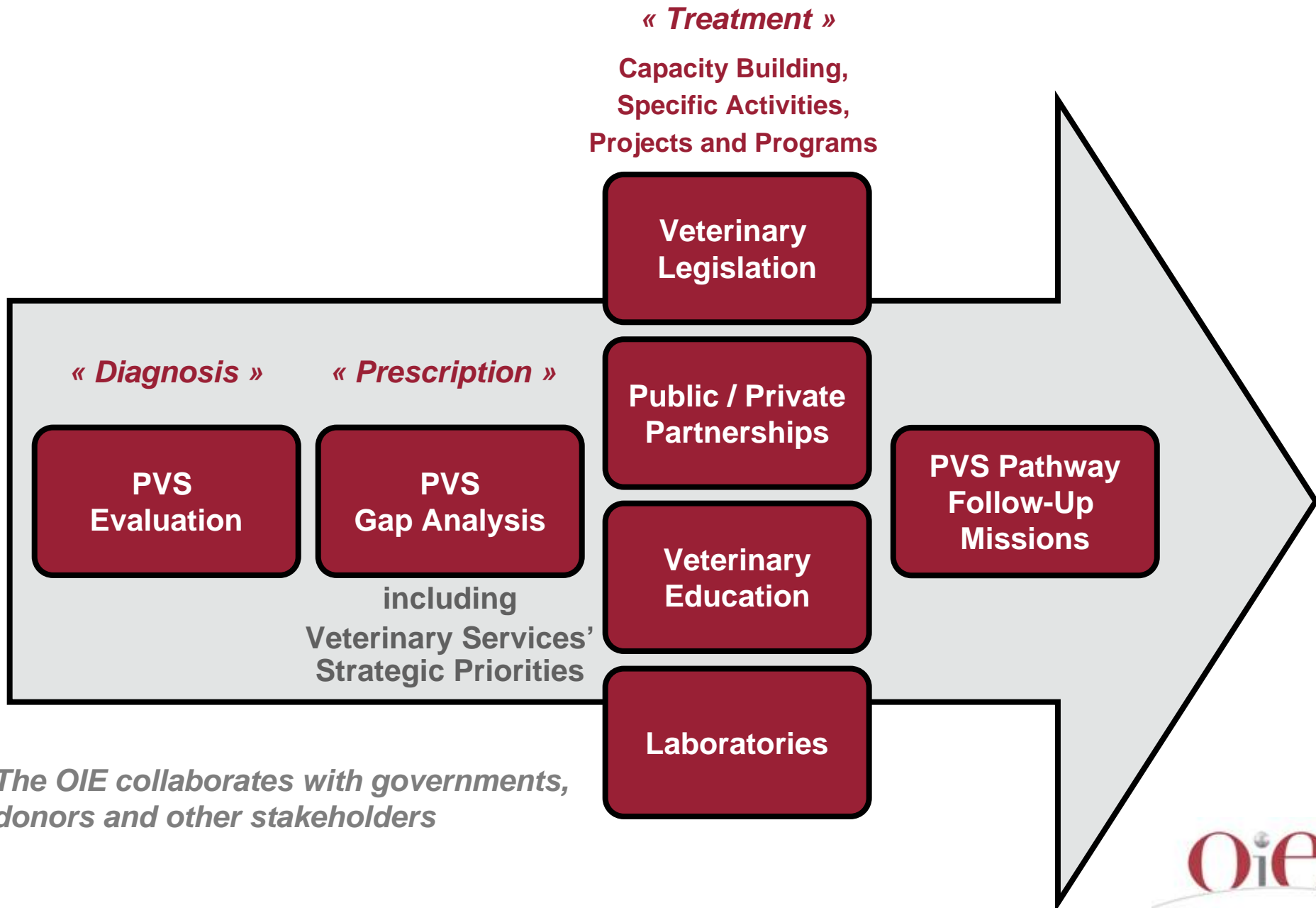
PVS Pathway Seminar

Kigali, Rwanda 14 february 2011

Dr. François Caya
Head of the OIE Regional Activities Department



The OIE PVS Pathway



OIE PVS Pathway Approach

- ▶ External independent process (objectivity)
 - Experts trained and certified by the OIE
 - Based on facts & evidence, not impressions
- ▶ Following requests from the countries (voluntary basis)
- ▶ To assess:
 - Compliance with OIE Standards
 - Strengths / Weaknesses
 - Gaps / areas for improvement
- ▶ Using tools recognized by OIE Members and international donors
- ▶ Not audit
- ▶ Country property (confidentiality of results)

OIE PVS Pathway Missions

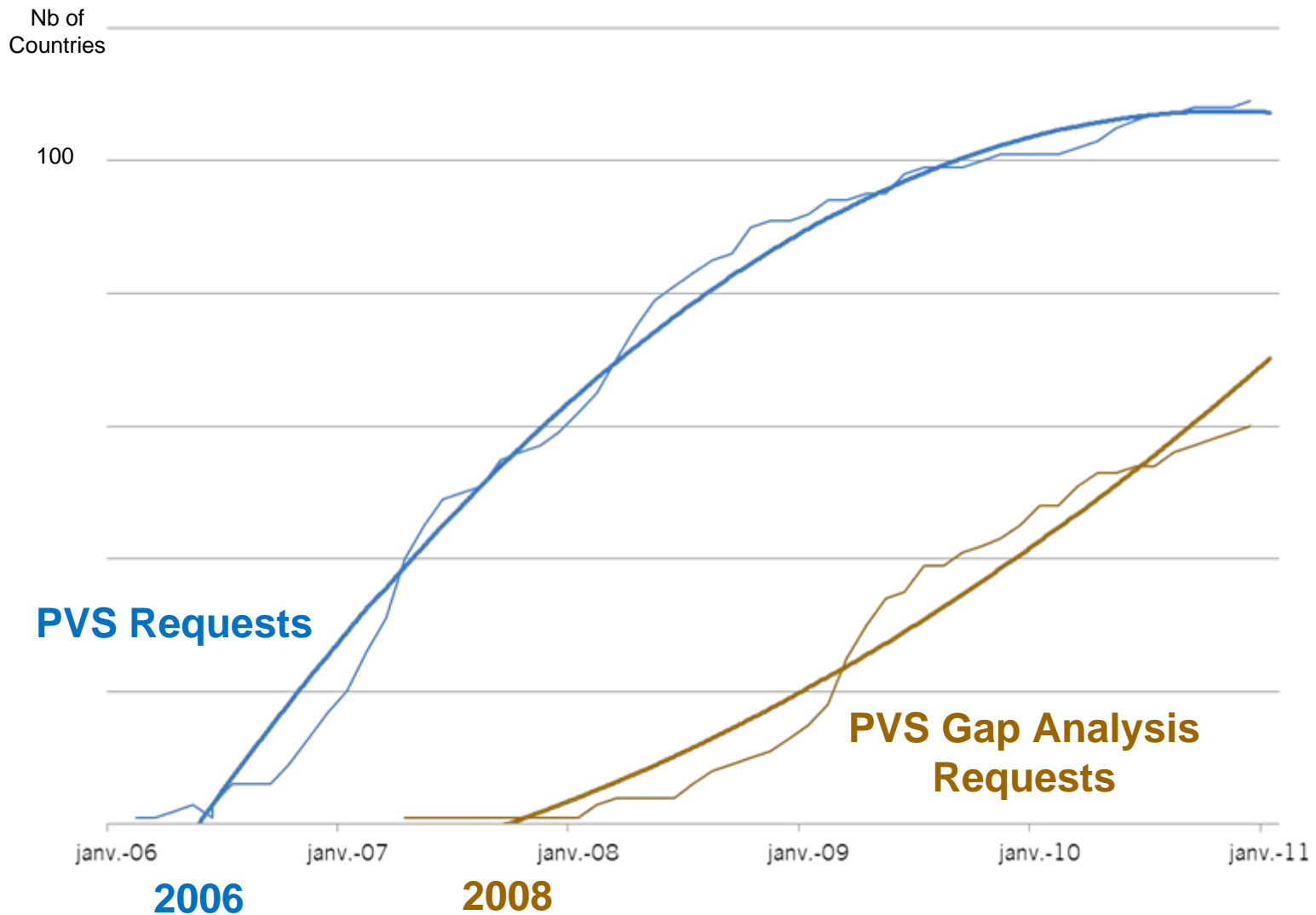
- ▶ OIE-PVS Evaluation missions
- ▶ PVS Gap Analysis missions
- ▶ Veterinary Legislation Identification missions
- ▶ Veterinary Legislation support missions
- ▶ OIE PVS Pathway Follow up missions
- ▶ Other missions

OIE PVS Pathway – State of play

	OIE Members	OIE PVS		PVS Gap Analysis		Legislation	
		Requests	Missions done	Requests	Missions done	Requests	Missions done
Africa	52	47	43	30	18	17	10
Americas	29	21	19	9	4	2	2
Asia and Pacific	32	17	14	12	7	4	3
Europe	53	13	12	5	3	3	1
Middle East	12	12	11	6	2	4	3
TOTAL	178	110	99	62	34	30	19

10 February 2011

OIE PVS Pathway – Requests



PVS Pathway mission Team



Selection


- ▶ OIE Certified Experts
- ▶ Balance for team line-up
- ▶ Reporting language: three OIE official languages

Supported by

Local Team from the country
Veterinary Services

Participants from the country

- **Veterinary Services**
 - Authorities
 - Working group
 - Representatives from all different areas
 - Support staff
- **Minister or other higher National Authorities**
- **Other National Services**
 - Financial
 - Public health
 - Legislative
- **Stakeholders representatives**
 - Veterinary statutory bodies
 - Veterinary education
 - Private veterinarians
 - Producers



Steps of a PVS Pathway Mission

Part I	Request to Acceptance of the mission by the country
Part II	Preparation of the mission to Draft Report / Output Documents
Part III	Draft Report to Final report

Part I

Before the mission

From the request to the country's acceptance of the mission

Part I - *Before the mission*

Steps

1. Country requests a specific Mission
2. OIE Selects experts and identify suitable dates
3. OIE Proposes the team and dates to the Country
4. Country and OIE agrees on the team and dates

Communication



Part I - *Before the mission*

Key points for the requesting country

1. Written communication
2. Designate the contact person as soon as possible
3. Issue a formal letter of acceptance and personal invitation letters to the experts.
4. Support the experts to obtain their visas (contact with the Ministry of Foreign Affairs, Embassies, etc.)
5. Who in OIE ?

All written communication to:

OIE Director General, Dr Bernard Vallat

General organization and contact point:

OIE Regional Activities Department, Dr François Caya

Part II

the mission

From preparation of the mission to the Draft Report

Part II - *The mission*

Steps

1. The Team leader requests information to the country
2. The Country provides the requested information
3. The Team Leader organizes with the country:
 1. Meetings
 2. Itinerary (when necessary)
 3. Hotel booking
4. The mission is conducted

“The work starts before the team arrives to the country”

Part II - *The mission*

Baseline information

OIE-PVS Evaluation mission

- General data

- *Maps (Topographical, Administrative, Veterinary structures); Human demographic data; Livestock populations; Livestock products import/export*

- Specific information, reports, texts, files, required to evaluate and to document the performance of VS in all the critical competencies within their fundamental components:

- *Human and financial resources*
- *Technical authority and capability*
- *Interaction with stakeholders*
- *Access to markets*

A proposed list of documents is send by the TL before the mission

NECESSARY TO ORGANISE THE MISSION

Part II - *The mission*

Baseline information

PVS Gap Analysis mission

- Institutional organisation

- *Organisation charts, Job descriptions and organic status, List of relevant legislative texts and regulations. Budget : National, Ministry of Agriculture, Veterinary Services*

- General information of the country

- *Geographical, administrative and road maps, Reports from technical services, List of relevant professional organisations*

- National economic indicators

- *National GDP, Agricultural GDP, Livestock GDP, Value of exported and imported animals and animal products, Value of animals and animal products.*

- Professional & Livestock census

- Market price for Livestock and animal products

- Specific Costs: *i.e.: building, Transport means, Training, Salaries, Transport fees*

Part II - *The mission*

Baseline information

Veterinary Legislation Identification Mission

- Institutional organisation
 - *Organisation charts, Job descriptions and organic status,*
- Completed questionnaire
- List of “veterinary” texts in force
- Latest version of the Constitution
- Texts establishing the Veterinary Authority (as defined by the OIE)
- The main basic technical texts (primary or secondary legislation)
- Legislation strategic plan or revision programme

Part II - *The mission*

Communication



Key points for the requesting country

1. Start preparing the mission as soon as possible
2. Gather all relevant information in advance
3. Translate document to an OIE official language in advance
4. Who in OIE ?

Mission supervision and follow up:

OIE Regional Activities Department, Dr François Caya

Part III

After the mission

From draft report to Final Report

Part III - *After the mission*

Steps

1. The Team Leader sends the **draft Report**, other outputs and the documents gathered to the OIE
2. *Peer review* of the report (PVS) / OIE quality check of the report (Legislation & PVS Gap Analysis)
3. OIE sends the **preliminary report** to the country
4. **Country comments** the report
5. Amendment of the report based on country's comments wherever/whenever possible
6. The OIE sends **final report** to the country.

Part III - *After the mission*

Key points for the requesting country

1. Written communications
 1. Receipt of reports
 2. Comments on reports (30 days after the mission)
 3. Formal acceptance of reports
 4. Decision on confidentiality status
 5. Formally request next mission if needed

2. Who in OIE ?

All written communication to:

OIE Director General, Dr Bernard Vallat

Coordination and reception of reports and documents

OIE Regional Activities Department, Dr François Caya

*The **OIE PVS Pathway** is a **continuous process** aiming to **sustainably improve the compliance of Veterinary Services with international standards***

IMPORTANT

- Keep track of the process
- Plan new steps on previous missions outputs





Thank you for your attention

Dr François Caya

Chef du Service des Actions Régionales

Head of the Regional Activities Department

Jefe del Departamento de Actividades Regionales

e-mail: f.caya@oie.int

tel: 00 33-1 44 15 1884 (standard : 00 33-1 44 15 18 88)

fax: 00 33-1 42 67 09 87